



SPECIAL FOCUS:

- Focus on Gender Statistics, p3



International Convention Centre Durban hosts the 2009 International Statistical Institute Congress

African Statistical Newsletter

VOLUME 3, ISSUE 2

June 2009

INSIDE THIS ISSUE:

- | | |
|---|----|
| • Message from the Director, ACS | 1 |
| • Focus on Gender Statistics | 3 |
| • Statistical Capacity Building / Workshops | 8 |
| • Statistical Development - Selected Areas | 18 |
| • International Statistical Institute | 32 |
| • News and Events | 37 |



ATTENTION PARTICULIÈRE:

- Le point sur les statistiques sur l'égalité des genres, p3



Le Centre International de conference de Durban accueille le congrès de l'Institut international de statistique en 2009

Bulletin d'information statistique africain

VOLUME 3, NUMÉRO 2

Juin 2009

DANS CE NUMÉRO:

- | | |
|--|----|
| • Message du directeur du CAS | 2 |
| • Le point sur les statistiques sur l'égalité des genres | 3 |
| • Renforcement des capacités statistiques / Ateliers | 8 |
| • Développement de la statistique - Sujet choisi | 18 |
| • Institut international de statistique | 32 |
| • Informations et événements | 37 |

African Centre for Statistics, UNECA

Contact: Director, ACS
P.O.Box 3005, Addis Ababa, Ethiopia
Tel.: +251-11-5511056
Fax: 251-11-5510389
BKiregyera@uneca.org

Editorial Team:

Dimitri Sanga (PhD)
Molla Hunegnaw
Negussie Gorfe

Visit: <http://www.uneca.org/statistics> for online versions

CONTRIBUTORS

Andry Andriantseheno	aandriantseheno@uneca.org	UNECA
Awa Thiongane	athiongane@uneca.org	UNECA
Ben Kiregyera	bkiregyera@uneca.org	UNECA
Diana Byanjeru	Diana.Byanjeru@ubos.org	Uganda
Dimitri Sanga	dsanga@uneca.org	UNECA
Fred Vogel	fvogel@worldbank.org	World Bank
Gerard Osbert	gerard.osbert@yahoo.fr	UNECA
Lester M. Salamon	ccss@jhu.edu	Johns Hopkins University
Nigussie Gorfe	ngorfe@uneca.org	UNECA
Norah Madaya	norah.madaya@ubos.org	Uganda
Oladejo Ajayi	ooajayi611@yahoo.com	International Consultant
Oumar Sarr	osarr@uneca.org	UNECA
Patrick Okello	Patrick.Okello@ubos.org	Uganda
Saïde Dade	saide.dade@ine.gov.mz	Mozambique
Shirazaan Taylor	ShirazaanT@statssa.gov.za	South Africa

CONTENTS

From the Director, African Centre for Statistics	1
Message du directeur du CAS	2
Building Capacity for Gender Statistics Development	3
Proposal for Establishing a Gender Statistics Section in a National Statistical Office (NSO)	4
A Series of Four Workshops to Disseminate Methodologies and Tools for the Development of Gender Responsive Data	6
Le Centre Africain pour la Statistique se donne la mission de renforcer la capacité des systèmes statistiques nationaux en matière de mesure du secteur informel et son intégration dans les comptes nationaux - <i>Résumé de la présentation effectuée au nom du CAS durant le séminaire international sur le secteur informel de Bamako 22 - 24 octobre 2008</i>	8
The First Joint African Statistical Yearbook: An Outcome of Ongoing Work by the African Statistical Coordination Committee	9
Report of the Joint workshop organized by UNSD/UNECA on Industrial Statistics, Lusaka, Zambia, 4-7 May 2009	11
Le séminaire international sur le secteur informel en Afrique débouche sur des recommandations clés et le lancement d'un plan d'action	13
Session de formation sur la Mesure du VIH/SIDA et de son impact en Afrique	16
Non-profit Institutions Satellite Accounts: The Case of Mozambique	18
Vers une nouvelle forme de collaboration : Mission conjointe de la CEA, la BAD, la Banque mondiale et PARIS21 en République Démocratique du Congo	20
Towards the Strengthening of the Angolan National Statistical System: A Joint ECA-PARIS21-Mozambique-UNFPA-South Africa Assessment Mission to Angola	21
Vers une nouvelle forme de collaboration : Mission conjointe de la CEA et de PARIS21 en République de Djibouti	23
Towards the Coordination of Statistical Training Initiatives in Africa: the African Group on Statistical Training and Human Resources	24
A 21st Century Statistician for Africa	26
Initiatives and Challenges of Generating Agricultural Statistics in Uganda	28
Environment Statistics at ECA	29
The 57th Session of the International Statistical Institute	32
ISI 2009 On Track To Leave A Lasting Legacy	33
Short Courses for the ISI 2009 Session	33
ISI Satellite Meeting on Agricultural Statistics Maputo, Mozambique 13-14 August 2009	36
Ms. Kinnon Scott of World Bank visits the African Centre for Statistics	37
Employment Opportunities at the African Centre for Statistics Opportunités d'emploi au Centre Africain pour la Statistique	38
African Statistical Journal	39
Regional Workshop on Civil Registration and Vital Statistics Systems in Africa	40
National Statistical Offices in Africa	42
National Statistical Associations in Africa	43
Statistical Training Centres	43
Statistics Units in Regional Economic Communities (RECS)	43
Upcoming Events	44
Editorial Policy	45

FROM THE DIRECTOR, ACS - MESSAGE DU DIRECTEUR DU CAS

I welcome you to this June issue of the African Statistical Newsletter. The issue contains a wealth of information about statistical development in Africa. It has articles on gender statistics, statistical capacity building (workshops and selected areas), the International Statistical Institute (ISI) Session in Durban, news and events.

I would like first of all to congratulate the African Statistics Coordination Committee (African Union Commission, African Development Bank and the UNECA) for producing the first ever joint African Statistical Yearbook as one visible outcome of the ongoing efforts to deepen partnerships for statistical development in Africa. There is an article about this joint publication. Also as part of these efforts and in the spirit of the Paris Declaration on Aid Effectiveness, UNECA has in recent past led joint missions by leading institutions that are supporting statistical development in Africa to Angola, the Democratic Republic of the Congo and Djibouti. There are reports on these joint missions. Secondly, I would like to congratulate the Central Bureau of Statistics on successfully undertaking the Fifth Sudan Population and Housing Census. The "Priority Results" of the Census were approved by the Population Census Council on 26 April 2009 and endorsed by the Presidency on 6 May 2009. This was a special and historic census as it was one of the first conditions for the Comprehensive Peace Agreement signed in 2005 after many years of disastrous war. We would also like to commend 10 African countries which came to the assistance of Sudan as monitors and technical advisors to the Sudanese Census

As usual, there are reports on statistical capacity building including the workshop on industrial statistics organized by the UN Statistics Division and UNECA, international workshop on informal sector organized by Afristat and the workshop on measurement of HIV/AIDS organized by InWent. There is also a report on the newly created African Group on Statistical Training and Human Resources.

It is well known that Africa has lagged behind the rest of the world in the production and use of gender statistics. I am happy to report that in partnership with key stakeholders in and outside Africa, we are taking gender statistics in the continent to a new threshold. In the last one year, many activities were undertaken including regional workshops on gender statistics. Now sub-regional workshops are ongoing. In addition, a Kampala City Group on gender statistics was established early this year and as part of its support to the City Group, UNECA inducted the new gender statistics officer at the Uganda Bureau of Statistics. There are articles about the City Group, the induction of the gender statistics officer, a proposal for establishing a gender statistics section at a National Statistics



**Ben Kiregyera, Director
African Centre for Statistics**

Office and the sub-regional workshop on gender statistic recently held in Ghana.

Under selected areas, there are articles on non-profit institutions satellite accounts, initiatives and challenges of generating agricultural statistics in Uganda, key recommendations and action plan from the international seminar on informal sector, environmental statistics at UNECA and a poem on the 21st century statistician for Africa. The Newsletter reminds the international statistical community about the ISI Durban Session and gives a list of short courses that will be conducted as part of the Session. There is also an article on ISI satellite meeting on agricultural statistics planned for Maputo, Mozambique.

In spite of the importance of effective civil registration systems to national administration, planning, constitutional and human rights, their development has eluded many countries in Africa. The ECA has put development of these systems on front burner, starting with a Regional Workshop on Civil Registration and Vital Statistics Systems that is being jointly organized by UNECA, UN Statistics Division, the African Development Bank and InWent in Dar es Salaam, Tanzania from 29 June to 3 July. More details on this workshop are provided in the newsletter. Under news and events, there is further announcement of employment opportunities at the African Centre for Statistics at UNECA, a seminar held at the African Centre for Statistics by Ms. Kinnon Scot on Impact Evaluation using data from household surveys.

We would like to congratulate Mr. Abadila Berrou, the new Manager of PARIS21 on holding a successful Steering Committee meeting in Paris and a Seminar on Civil Registration Systems. This seminar was a precursor of the aforementioned workshop.

We continue to encourage the statistical community in Africa and outside to send us articles and any information deemed interesting for us to publish in the Newsletter. We also encourage you to send us reactions to and feedback on the materials we publish. We are providing in this and future issues the editorial policy of the Newsletter, which provides guidance on how to prepare and submit an article for publication.

Finally, it is a few weeks to the 2009 International Statistical Institute (ISI) Durban Congress. It is our hope that members of the African statistical community have registered for the Congress in large numbers and that this will be the best attended and most colourful Congress in the history of the ISI. □

FROM THE DIRECTOR, ACS - MESSAGE DU DIRECTEUR DU CAS

Je vous invite à lire ce numéro du Journal Statistique Africain. Cette édition du Journal contient des informations enrichissantes concernant le développement statistique en Afrique. Elle contient, entre autres, des articles sur les statistiques du genre, le renforcement des capacités statistiques (ateliers et articles relatifs à certains domaines statistiques choisis), la Session de l'Institut International de la Statistique (IIS) à Durban, ainsi que des nouvelles et des événements récents.

Je voudrais avant tout féliciter le Comité de Coordination Statistique Africain (Commission de l'Union Africaine, la Banque Africaine de Développement (BAD) et la CEA) pour avoir publié le premier numéro de l'Annuaire Statistique Africain Conjoint, un produit tangible des efforts en cours visant à approfondir le partenariat pour le développement statistique en Afrique. Cette édition contient un article sur cette publication commune. Par ailleurs, dans le même cadre et en dans l'esprit de la Déclaration de Paris sur l'Efficacité de l'Aide, la CEA a dirigé récemment des missions conjointes, avec les intervenants majeurs dans le développement statistique en Afrique, en Angola, en République Démocratique du Congo et à Djibouti. Ensuite, je voudrais féliciter le Bureau Central de la Statistique pour avoir conduit, avec succès, le cinquième recensement général de la population et de l'habitat (RGPH) du Soudan. Les « Premiers résultats » du RGPH ont été approuvés par le Conseil du Recensement de la Population le 26 avril 2009 et endossés par la Présidence de la République du Soudan le 6 mai 2009. Cela a été un recensement spécial et historique en ce qu'il était une des cinq conditions de l'Accord global de paix signé en 2005, après plusieurs années d'une guerre tragique. Nous voudrions saluer les efforts des dix pays africains qui ont assisté le Soudan en mettant à sa disposition des observateurs et des conseillers techniques pour le recensement. Il y a des rapports sur ces missions conjointes dans cette édition du Bulletin.

Comme d'habitude, il y a des rapports sur le renforcement des capacités notamment l'atelier sur les statistiques industrielles organisé par la Division Statistique des Nations Unies (DSNU) et la CEA, l'atelier international sur le secteur informel organisé par AFRISTAT et l'atelier sur la mesure du VIH/SIDA organisé par InWent. Il y a aussi un rapport sur le tout nouveau Groupe Africain sur la Formation Statistique et les Ressources Humaines.



Ben Kiregyera, Director
Centre Africain Pour la Statistique

Il est bien connu que l'Afrique traîne derrière le reste du monde en ce qui concerne la production et l'utilisation des statistiques selon le genre. Je suis heureux de vous informer qu'en collaboration avec des partenaires à l'intérieur et hors d'Afrique, nous sommes en train de renverser la tendance observée dans ce domaine des statistiques selon le genre. Au cours de la dernière année, plusieurs activités ont été entreprises incluant des ateliers régionaux sur les statistiques selon le genre. Actuellement, des ateliers sous-régionaux sont en cours. En plus, le Groupe de Kampala sur les statistiques selon le genre a été établi au tout début de cette année, et, comme soutien au Groupe, la CEA a accueilli le nouveau point focal en statistiques selon le genre basé au Bureau Statistique d'Ouganda pour s'enquérir de ses activités dans ce domaine. Il y a des articles sur le Groupe, le voyage d'études du point focal sur les

statistiques selon le genre, une proposition d'établissement d'une section des statistiques selon le genre au sein des Instituts Nationaux de la Statistique (INS) ainsi que sur l'atelier sous-régional sur les statistiques du genre organisé récemment au Ghana.

Sous la rubrique des domaines spécifiques, il y a des articles sur les comptes satellites des institutions à but non lucratif, les initiatives et défis pour générer les statistiques agricoles en Ouganda, les recommandations-clé et un plan d'action du séminaire international sur le secteur informel, les statistiques de l'environnement à la CEA et un poème sur le statisticien du 21ème siècle pour l'Afrique. Le Bulletin rappelle à la communauté statistique internationale la Session de l'IIS de Durban et présente une liste de cours qui seront donnés en marge de la Session. Il y a également un article sur la réunion sur les statistiques agricoles prévue à Maputo, Mozambique avant la session de l'IIS.

Malgré l'importance des registres d'Etat civil pour l'administration nationale, la planification et les droits humains, beaucoup de pays africains ne se sont pas occupés de leur développement. La CEA, pour sa part, en a fait une question prioritaire. A travers l'atelier Régional sur les Registres d'Etat civil et les Statistiques d'Etat civil qui est organisé conjointement par la CEA, DSNU, la BAD et InWent à Dar es Salaam, Tanzanie, du 29 Juin au 3 Juillet 2009, la CEA entend contribuer à la recherche de solutions à ce problème. La présente édition du Bulletin vous fournit plus de détails sur cet atelier. Sous la rubrique nouvelles et événements, il y a, une fois de plus, les annonces sur les opportunités

I. FOCUS ON GENDER STATISTICS - LE POINT SUR LES STATISTIQUES SUR L'EGALITE DES GENRES

d'emplois au Centre Africain pour la Statistique (CAS) de la CEA, une annonce sur l'Atelier régional sur les Registres d'Etat civil et les statistiques d'Etat civil prévu à Dar es Salaam, Tanzanie, à la fin du mois de juin, un séminaire tenu au CAS par Mme Kinnon Scot sur l'évaluation d'impact du VIH/SIDA à l'aide des enquêtes auprès des ménages.

Je voudrais remercier Mr Abadila Berrou, le nouveau Manager de PARIS21 pour l'organisation avec succès de la réunion du Comité de Direction de PARIS21 et d'un Séminaire sur les Registres d'Etat civil. Ce séminaire était le précurseur de l'atelier susmentionné.

Nous continuons à encourager la communauté statistique africaine et d'ailleurs à envoyer des articles et toute information jugée pertinente pour publication dans le Bulletin. Nous vous encourageons aussi à nous envoyer des réactions et suggestions sur les sujets que nous publions. Nous fournissons dans cette publication et celles à venir une ligne éditorialiste qui devrait guider les auteurs potentiels à préparer et soumettre les articles pour publication.

Enfin, il ne reste plus que quelques semaines avant le démarrage du Congrès 2009 de l'IIS à Durban. Nous espérons que les membres de la communauté statistique africaine se sont inscrits en grand nombre et que ce congrès inscrira un record de participation dans l'histoire de l'IIS. □

Building Capacity for Gender Statistics Development

Diana Byanjeru and Norah Madaya, Uganda Bureau of Statistics

It has been recognized that Africa lags behind in the development of Gender Statistics as compared to the progress made in other regions. As part of the contribution by the United Nations Economic Commission for Africa (UNECA) to Gender Statistics Development and the Kampala City Group on Gender Statistics (KCG-GS), a one week induction tour was organized for the Officer, Gender Statistics-Uganda Bureau of Statistics (UBOS). Under UNECA, the induction was conducted at the African Centre for Statistics (ACS) and the African Centre for Gender and Social Development (ACGS) from 20th to 24th April, 2009.

The induction tour was an exposure to knowledge and skills on Gender Statistics initiatives at UNECA. Several examples of best practices were shared and could be emulated in Uganda as part of Gender Statistics development.. These included the Statistical

requirements for the Beijing Platform for Action (BPFA) follow up process; the African Gender and Development Index (AGDI) for addressing gender inequality and women's empowerment; the Gender and Macro Economic Programme, involving data collection on time use and household production; Statistics for Human Rights; the African Women's Rights Observatory; Gender and Poverty Reduction Strategies (PRSs); Gender and trade statistics and the sectoral AGDI on agriculture and trade.

There was also exposure to the ACS where a number of activities / projects are carried out to develop Gender Statistics including: Engendering of Population and Housing Censuses (PHCs); Establishment of a Gender Statistics Network (GESNET); Civil and Vital Registration Systems and Engendering the MDGs. The ACS and ACGS also undertake sub regional workshops on development of Gender Statistics from time to time and have a Development Account Project on Gender Statistics.

Uganda was commended for the good practice of establishing a unit for Gender Statistics within UBOS in light of fulfilling an earlier recommendation made towards Gender Statistics development. Other recommendations made in earlier fora included among others;

- development of a regional programme on gender statistics for Africa;
- engagement of statistics training centres to review the training curriculum for statistics to include gender statistics,
- development of in-service training modules and refresher training with an introduction to gender statistics by National Statistical Offices (NSOs);
- advocacy for gender statistics, roll out of the GESNET, creation of Gender Statistics units/functions within the NSO structures to give impetus to the process of mainstreaming gender statistics in their National Statistical Systems (NSS), and,
- engendering of censuses and surveys at all stages of the production line.

In order to build on the momentum of observed efforts at global level, African stakeholders engaged in a series of initiatives aimed at promoting the production and use of gender statistics in a more coordinated manner. One of the efforts was a regional meeting on gender statistics that was held during the June 2008 Scientific Conference in Kampala where a proposal to establish the KCG-GS was presented and agreed upon. The purpose of its establishment was to deepen thinking on the issues of Gender Statistics in Africa. The KCG-GS is envisaged to improve Gender Statistics and its integration in the NSO regular activities. Although the KCG-GS was birthed in Kampala, Uganda, to kick start it, the group could only seize the opportunity to hold the inaugural meeting back to back with the 2nd

I. FOCUS ON GENDER STATISTICS - LE POINT SUR LES STATISTIQUES SUR L'EGALITE DES GENRES

Global Forum on Gender Statistics in Accra, Ghana. The creation of the KCG-GS will provide an environment for discussions and making recommendations on how to improve Gender Statistics in Africa. To date, Terms of Reference have been developed and the implementation process is awaiting feed back from the leadership in the African Development Bank (AfDB). Special thanks go to the UNECA, AfDB, the World Bank, and InWEnt who facilitated a series of meetings and capacity building fora towards Gender Statistics development.

The general objective of the KCG-GS is:

"To provide a forum where African stakeholders and partners can discuss, propose, support, and address issues, needs, and challenges related to the development of gender statistics, Poverty Reduction Strategies (PRSs) and the Millennium Development Goals (MDGs) monitoring".

The expert group will be expected to:

- i) advocate among Statistical Boards and Councils, Managements and Staff of National Statistical Systems and data producers in sectors, the development and use of statistics
- ii) mainstream gender issues and concerns in all statistical programmes and activities;
- iii) improve country capacity to produce and use gender sensitive indicators and sex disaggregated statistics to inform policy formulation, and monitoring and reporting on various development initiatives;
- iv) provide a platform for discussion and exchange of information on new and emerging issues on gender statistics arising from different fora;
- v) strengthen partnerships and collaboration in the development of gender statistics;
- vi) strengthen partnership in African countries for the generation of gender responsive policies;
- vii) develop strategies to promote the use of gender statistics; and
- viii) disseminate information on identified training opportunities.

To operationalise the KCG-GS;

- All technical meetings will be held in Kampala.
- UBOS will be the Secretariat for the expert group and will convene other KCG-GS Expert Group Meetings besides Gender and related fora.
- The KCG-GS will endeavor to participate in all gender related initiatives.

With regard to the study tour, it ended with a resolve to:

- Collaborate with UNECA on engendering the upcoming 2012 Population and Housing Census
- Adopt the Gender Handbook for Censuses and Surveys prepared by UNECA upon finalization
- Collaborate with the Ministry of Gender Labour and Social Development (MGLSD) in implementation of the BPFA follow up process and establishment of intervention points for gender statistics in achieving the statistical requirements for the BPFA.
- Collaborate with the Ministry of Gender Labour and Social Development to establish the gaps in gender disaggregated data
- Registration and participation in the GESNET website.
- Participate in the upcoming sub regional workshops on dissemination of tools and methodologies for development of Gender Statistics.
- Support the operationalisation of the KCG-GS.

The guidance and hospitality extended to the Officer, Gender Statistics-UBOS by UNECA while in Addis Ababa is highly appreciated.



Proposal for Establishing a Gender Statistics Section in a National Statistical Office (NSO)

OO Ajayi, International Consultant

Introduction

Gender is a cross – cutting issue featuring in all sectors whether social, economic, political or environmental. To that extent gender statistics cuts across all traditional statistical fields covering all sectors. Production of gender statistics is therefore the business of the entire statistical system. It is not surprising therefore to think of a statistical outfit within the statistical system to focus on the production and use of gender statistics and establishing gender information system to support gender policies and issues.

It is indeed necessary to provide information on the realities of women and men in the various phases of their life – cycle establishing differences in women's and men's lives and differentiating between what are desirable, tolerable or deplorable. Such information will help in charting policies with respect to gender equality and equity.

I. FOCUS ON GENDER STATISTICS - LE POINT SUR LES STATISTIQUES SUR L'EGALITE DES GENRES

What features should the Gender Statistics section possess?

A gender statistics section should have a cross-cutting arrangement in line with it being a cross – cutting issue. In terms of its location within the National Statistical System (NSS) and within the National Statistical Office (NSO) in particular and required expertise, the character of being cross-cutting must be respected.:

The gender statistics section should essentially be centrally located in order to serve the needs of all users and to ensure that all issues receive full coverage. It must have better reach to all sectors and to all the operational structures of the statistical system. With this consideration, it could be a special unit within the office of the Chief Executive Officer (CEO) of the NSO or a section of the Directorate of Coordination and technical cooperation.

It should also be staffed with people of different competencies and expertise; namely, must be a multi-disciplinary section made up of statisticians (methodologist, researchers, analysts etc), sociologists, economists, psychologists, demographers, and computers Experts etc. This section has to be built consistently and gradually until full complements will be attained.

Further to its organization, the section will work with all the subject-matter departments of the NSO (Surveys and Censuses, Economic Statistics, Social Statistics, Environment Statistics, Research and Standards etc). It must also work with sector Ministries, Departments and Agencies (MDA's) through gender focal points and MDA statistics units. It will also initiate for the creation of sector – committees across the MDA's with users and producers of statistics as members and carrying out sensitization programmes and gender statistics capacity building programme using the committees as platform for these tasks.

The functions that the section will address include the following among others: -

- Collect, compile, analyse and present data related to individuals by sex and age;
- Reflect on problems, issues and questions related to women and men in the society and produce data to throw light on such problems, issues and questions so as to derive policies therefrom;
- Determine contents and coverage of what statistics to be produced;
- Explore all data sources in the production process namely: -
- System of administrative records;
- Sample Surveys;

- Censuses;
- Qualitative research;
- Lead in the initiative of establishing gender committees at sector level, define and support their tasks and coordinate all their activities;
- Develop skills for issues identification and corresponding statistical frameworks;
- Develop programme of training workshops and ensure the implementation of such a programme;
- Standardize the form of analysis and presentation of gender data and identify the types of policy-related publications to embark upon. Promote the dissemination and use of data of such publications as well;
- Strengthening gender statistics through: -
- Gender sensitization of staff;
- Training in gender analysis;
- Design and implementation of Household surveys / administrative record collection formats/censuses to be gender – sensitive (i.e. engendering instruments of data collection etc);
- Develop a document on concepts, definitions, and methods being used in collecting and analyzing gender statistics;
- Fostering dialogue between producers and users of gender statistics;
- Identification of other producers and partners of gender statistics and develop a collaboration and coordination strategy with them;
- Develop and implement sensitization programme to cover producers, users and high level policy people.

Gender committees at the sector are expected to address: -

- Conduct gender audit in respective sectors;
- Develop gender policies;
- Ensure gender sensitivity of guiding documents, programmes and products;
- Train and build gender capacity;
- Develop indicators for monitoring and evaluation of progress towards equity

There are some areas, herein identified as relevant for gender research/studies which the new section should begin to address, namely: -

- Labour force statistics;

I. FOCUS ON GENDER STATISTICS - LE POINT SUR LES STATISTIQUES SUR L'ÉGALITÉ DES GENRES

- Informal sector economy;
- Health, disability and care;
- Education, Science and Technology;
- HIV prevalence and prevention;
- Violence against persons (women and men)
- Cultural beliefs and practices and gender;
- Politics and Governance including corporate governance;
- Decision – making process in the Household;
- Time- use and gender, and
- Gender pay gap / conditions of services. etc...etc

Above represents suggestions that could reasonably institutionalize the production and uses of gender statistics which can lead to better understanding of gender issues and consequently lead to better gender policies. The institutionalization should begin at the NSO's no matter the scale and will develop into what can be described as adequate. The Chief Executive of the NSO's is advised to lead the process by making it a priority area for statistical development. Regular sharing of experiences in this area will continue to be organized at sub-regional and regional levels as already established.



A Series of Workshops to Disseminate Methodologies and Tools for the Development of Gender Responsive Data

Awa Thiongane, African Centre for Statistics

Introduction

Gender equality and women's empowerment are internationally agreed upon issues that are clearly enshrined into the Millennium Development Goals (MDGs). Even though MDG3 is supposed to address gender inequality, there is a growing concern that gender should be mainstreamed into all other MDGs. Previously; the Beijing Platform of Action (BPA) had addressed all aspects of gender inequality through its twelve domains of concern.

The monitoring of such a platform and the progress towards the accomplishment of engendered MDGs required gender statistics on various issues. Even though, clear indications of the data needs were listed in the BPA, national statistical systems failed to meet those needs, particularly in Africa.

Having taken stock of the main indicators already elaborated to measure gender inequality (Gender-related Development Index (GDI), Gender Empowerment Measure (GEM), Gender Equality Index (GEI), Gender Gap Index, Standardised Index of Gender Equality (SIGE), Education for All Development Index (EDI)) and other gender empowerment assessment and impact analysis tools, the African Centre for Gender and Social Development (ACGS) felt the need to design new tools and methodologies in order to better grasp inequality issues in Africa. Therefore, over the last 5 years, the ACGS developed the African Gender and Development Index (AGDI), a Gender Aware Macroeconomic Framework (GAMAF) and an harmonized methodology for Time use data collection in order to better quantify household production.

Moreover, the African Centre for Statistics (ACS) is preparing a manual on how to engender the Principles and Recommendations on Population and Housing Censuses and has set up a Community of Practice using the Gender Statistics Network (GESNET) platform. These activities were undertaken within the framework of a United Nations (UN) Development Account (DA) Project on Gender Statistics.

Other components of this DA Project are the development of sectoral AGDIs on Agriculture and Trade and the organisation of a series of four subregional workshops to disseminate those methodologies and tools for the development of gender statistics. The workshops will bring together two participants from each of all African countries organised into two English-speaking and two French-speaking countries¹

Objective of the workshops

The workshops are aimed at ensuring an Africa-wide dissemination of the methodologies and tools developed so far by the ACGS and the ACS. Specific objectives include:

- Advocating for the production and dissemination of gender responsive data;

¹ Accra, Ghana: 25 – 28 May 2009 – Group I: Egypt, Eritrea, Ethiopia, Gambia, Ghana, Guinea Bissau, Kenya, Liberia, Libya, Nigeria, Sierra Leone, Somalia and Sudan.

Rabat, Morocco: 15 - 18 June 2009 - Group II: Algeria, Burkina Faso, Benin, Cape Verde, Côte d'Ivoire, Djibouti, Mauritania, Morocco, Tunisia, and Senegal.

Douala, Cameroon: 22 – 25 June 2009 – Group III: Cameroon, Chad, Central African Republic (CAR), Congo, Democratic Republic of Congo (DRC), Gabon, Guinea, Mali, Niger, Sao Tome and Principe and Togo.

Lusaka, Zambia: 29 June – 02 July 2009 – Group IV: Angola, Botswana, Lesotho, Malawi, Mauritius, Mozambique, Namibia, Rwanda, Seychelles, South Africa, Swaziland, Tanzania, Uganda, Zambia, and Zimbabwe.

I. FOCUS ON GENDER STATISTICS - LE POINT SUR LES STATISTIQUES SUR L'EGALITE DES GENRES

- Providing a platform for comprehensive exchange of experiences of African member states in generating gender statistics;
- Improving the capacity of National Statistical Offices (NSOs) to integrate the gender perspective into national census undertaking during the 2010 Round of Population and Housing Censuses; and
- Setting a Community of Practice among gender specialists and gender statisticians.

The expected results include:

- Effective exchange and collection of best practices in generating gender responsive data;
- Enhanced national statisticians capacity in the use of tools and methodologies developed by the ECA to generate gender responsive data;
- Guidelines for the development of regional and national plans of action to engender national statistical systems (NSSs).

The Accra Workshop

The first of this series of workshops was held in Accra, Ghana, from 25 to 28 May 2009. The workshop was opened by the Minister for Women and Children's Affairs, Honourable Akua Sena Dansua.

She emphasized the importance of gender statistics for planning purposes which gained recognition after the Beijing Conference of 1995. However, she stressed the fact that, for gender statistics to make an impact, there was a need for strong leadership to mainstream gender in strategic planning processes. In this regard, she pledged the support of the Government of Ghana in this endeavour.

Prior to her statement, the Regional Adviser of ACS welcomed the participants, recalled the context, objectives and expected outcomes of the workshop. She finally thanked the Government for the support in organizing the workshop.

The Workshop consisted of:

- Presentation of papers on: Gender concepts, Gender Statistics, Mainstreaming gender into censuses and surveys, the AGDI and the AGDI on Agriculture, Time-use statistics, Satellite accounts of household Production, A Gender aware macroeconomic model, and the Gender Statistics Network (GESNET);

- Group work after each presentation; and
- Drafting of national action plans for the next two years.



The Minister for Women and Children's Affairs (second from right) at the opening Ceremony

From the day-to-day feedback, participants stressed the fact that presentations provided them with a better understanding of gender concepts, gender statistics, and time-use surveys. AGDI was founded to be a tool for not only assessing gender inequality but also comparing situation over time and between countries.

Participants were invited, once back home, to fine-tune their action plans and provide feedback to ECA on the final versions approved by their institutions in order to guide future ECA technical assistance on Gender responsive data.



II. STATISTICAL CAPACITY BUILDING / WORKSHOPS - RENFORCEMENT DES CAPACITÉS STATISTIQUES / ATELIERS

Le Centre Africain pour la Statistique se donne la mission de renforcer la capacité des systèmes statistiques nationaux en matière de mesure du secteur informel et son intégration dans les comptes nationaux

Résumé de la présentation effectuée au nom du CAS durant le séminaire international sur le secteur informel de Bamako 22 - 24 octobre 2008

Gérard Osbert, Centre Africain pour la Statistique

Le secteur informel prend une part de plus en plus importante dans l'économie des pays en développement et plus particulièrement en Afrique, en termes de production, de distribution de revenu ainsi que de création d'emplois. L'absence d'information sur le secteur informel, engendre une sous-estimation du produit intérieur brut (PIB) et de l'emploi global, limitant ainsi la compréhension des autorités publiques sur les problématiques telles que la couverture sociale, l'accès au crédit, ainsi que le différentiel de rémunération entre l'emploi formel et informel.

Pour remédier à ces insuffisances, le CAS projette d'élaborer une méthodologie intégrée de mesure de l'économie informelle, adaptée au contexte africain et suivant les concepts internationaux en vigueur. La méthodologie devrait prendre en compte tous les instruments statistiques jugés pertinents pour la mesure du secteur ou son intégration dans les comptes de la nation.

La première étape de cet ambitieux projet a été la préparation d'un document qui passe en revue les définitions et concepts sur le secteur informel ; analyse l'efficacité des méthodologies des enquêtes ménages sur l'emploi ou le niveau de vie, des enquêtes établissements, ou des enquêtes mixtes ménages/entreprises, pour mesurer l'informel ; fait état des expériences africaines les plus pertinentes en matière d'enquêtes sur le secteur informel et l'introduction des données sur l'économie informelle dans les comptes nationaux ; effectue un état des lieux des méthodes utilisant les résultats des enquêtes, par extrapolation pour mesurer la contribution du secteur informel aux comptes nationaux.

Proposition d'une Enquête Intégrée

Pour comprendre le fonctionnement d'une unité de production informelle (UPI) et avoir une idée de la répartition de sa production et de sa valeur ajoutée, il n'y a pas d'autres alternatives que l'enquête directe du dirigeant. Il est alors nécessaire de confronter l'estimation tirée de l'enquête emploi à celle de l'enquête mixte ménage-entreprise. Par ailleurs, il importe de souligner l'intérêt de mener l'enquête emploi juste avant l'enquête sur les UPI,

l'échantillon pour l'enquête UPI devant être tiré des résultats de l'enquête emploi.

L'enquête intégrée devra prendre la forme d'une enquête mixte ménage/entreprise. L'intérêt d'une telle enquête mixte menée sur la base d'une enquête emploi est illustré par les problèmes rencontrés par les pays qui ont basé la leur sur une liste de ménage : les erreurs dues aux mauvaises imputations ont été nombreuses, la fiche de renseignement utilisée pour savoir si l'un des membres du ménage est à la tête d'une UPI étant difficile à appliquer.

Concernant le choix entre une enquête emploi ou une enquête ménage comme support de l'enquête mixte, l'arbitrage est du type coût-qualité. La qualité de l'enquête s'apprécie sur sa capacité à répondre aux besoins des utilisateurs - décideurs politiques, institutions publiques, organismes internationaux : le contenu du questionnaire départage les types d'enquêtes.

Pour ce qui est de la précision des estimateurs, l'Enquête Permanente auprès des Ménages (EPM) de la Banque mondiale, retient la liste exhaustive des entreprises individuelles non agricoles tandis que la phase 2 du dispositif 1-2-3, enquête un échantillon stratifié. Par ailleurs, la phase 3 permet la mesure du poids du secteur informel dans la consommation des ménages, alors que l'EPM ne donne pas assez de détails sur la destination finale de la production des UPI.

Quelles questions insérer dans l'enquête emploi ou le volet emploi d'une enquête ménage ?

Le questionnaire doit avant tout contenir des filtres permettant de retenir le maximum d'actifs occupés au sens du Bureau International du Travail (BIT) pendant la période de référence. Il leur sera demandé leur catégorie socioprofessionnelle (CSP), pour quel type d'entité ils travaillent ainsi que le volume horaire de travail durant la semaine.

Dans le cas d'une entreprise privée, il s'agira d'obtenir l'effectif de l'entité pour laquelle l'individu travaille et si elle est enregistrée. Aux dirigeants d'entreprise, on demandera s'ils tiennent une comptabilité formelle. Alors qu'aux salariés et autres travailleurs dépendants, il sera demandé s'ils ont un contrat de travail écrit.

Contenu de l'enquête mixte ménage-entreprise

Pour les besoins des comptes nationaux, l'enquête doit renseigner sur la production et les consommations intermédiaires. Il sera demandé à l'UPI de fournir des détails sur son chiffre d'affaire, les productions vendues, la vente de produits non transformés, son stock, ses prestations de service, ainsi que tous les achats de matière première ou de location de service.

II. STATISTICAL CAPACITY BUILDING / WORKSHOPS - RENFORCEMENT DES CAPACITÉS STATISTIQUES / ATELIERS

Pour le statisticien du travail, on demandera la composition de la main d'œuvre selon les CSP, l'horaire de travail effectué par chaque membre durant la période de référence, la rémunération de chaque membre, la branche d'activité principale de l'unité et éventuellement les activités secondaires.

Pour les décideurs politiques, appuyant le secteur informel dans le cadre de la lutte contre la pauvreté, il faudra connaître le genre du chef d'UPI et de celui des membres de l'unité, son mode de financement, son accès au crédit et sa date de création, pour suivre la démographie des unités informelles.

CHARGEMENT DES DONNEES SUR L'INFORMEL DANS LES COMPTES NATIONAUX

Les mesures indirectes du secteur informel sont privilégiées

La méthode différentielle attribue au secteur informel toutes les différences constatées en comparant les agrégats et l'équilibre des comptes nationaux (tableaux Entrée - Sortie). La méthode des flux des biens, repose sur le même principe mais à un niveau désagrégé par produit suivant la nomenclature. La matrice des emplois repose sur la participation totale de la main d'œuvre et suppose une relation stable entre la population potentiellement active non incorporée au secteur formel et la production du secteur informel.

Les résultats des enquêtes sur le secteur et l'emploi informels viennent affiner les analyses

Les résultats des enquêtes sur le secteur et l'emploi informels affinent l'analyse en ce sens que :

- Les informations tirées d'une enquête mixte ménage/entreprise ou d'une enquête empirique sur l'entreprise informelle contiennent des informations permettant le calcul des coefficients techniques, des ratios de la production, de la valeur ajoutée ou de l'excédent brut d'exploitation par tête, du taux de salaire et du taux d'investissement.
- Les résultats des enquêtes main d'œuvre ou sur l'emploi doivent venir suppléer ceux du Recensement général de la population et de l'habitat (RGPH) quand on cherche à établir l'évolution dans le temps des comptes nationaux, car elles sont plus fréquentes.
- Les résultats de l'enquête consommation des ménages, comme ceux de la phase 3 du dispositif 1-2-3, permettent de se faire une idée de la consommation des ménages en produits du secteur informel.

VERS L'ESTIMATION EXHAUSTIVE DU PIB INFORMEL

L'utilisation du dispositif 1-2-3 comme enquête intégrée

Les résultats de la phase 2 du dispositif 1-2-3, qui ont été utilisés pour l'élaboration des comptes des ménages de la comptabilité nationale camerounaise, ou encore, par EUROSTAT, pour la mesure de l'Economie Non Observée en Europe, milite pour ce choix à condition d'avoir une couverture nationale. En effet, le dispositif 1-2-3 intègre les trois dimensions de l'observation de l'informel : l'emploi via le questionnaire individu de la phase 1, la production via le questionnaire UPI de la phase 2 et la consommation via l'enquête en phase 3.

La méthodologie de la matrice des emplois peut alors se généraliser dans les pays africains

L'idée force de la méthode basée sur la matrice des emplois est que la production d'un pays ne doit pas être estimée uniquement à partir des données mesurant la production des branches à partir des enquêtes entreprises, mais aussi sur la base des données sur l'emploi et la population, qui donnent lieu, de par leur diversité, à de meilleurs indicateurs de la réalité économique.

L'intégration et l'extrapolation des données des enquêtes sur le secteur et sur l'emploi informels dans la confection des comptes de la nation, amènent à l'estimation exhaustive du PIB. Cette étape est cruciale car elle garantit ex post la validité des enquêtes nationales et des méthodes d'estimation qui auront été utilisées.



The First Joint African Statistical Yearbook: An Outcome of Work by the African Statistical Coordination Committee

Dimitri Sanga, African Centre for Statistics

The need for the production of a joint Statistical Yearbook

One of the major challenges to successful implementation of the African and international development agenda lies in the ability to measure progress and to respond to data needs emerging from current national, regional and international initiatives aimed at promoting economic and social development in the continent. In response to this challenge, the African Development Bank (AfDB), the African Union Commission (AUC) and the United Nations Economic Commission for Africa (UNECA) have over the years been involved in individual efforts to provide users with the required information through, inter alia, a number of publications including statistical yearbooks. In September 2007, the three institutions, together with the African Capacity Building Foundation (ACBF), held a regional coordination meeting in Tunis to discuss their respective statistical

II. STATISTICAL CAPACITY BUILDING / WORKSHOPS - RENFORCEMENT DES CAPACITÉS STATISTIQUES / ATELIERS

development activities. One of the key outcomes of the Tunis meeting was broad agreement, amongst other things, on the need to set up a joint collection mechanism of socioeconomic data from African countries as well as the development of a common, harmonized database and the production of a joint African Statistical Yearbook (ASYB). The joint collection and sharing of data among the key regional institutions is expected to promote wider use of country data, reduce costs, significantly improve the quality of data, and lead to better monitoring of development initiatives on the continent, as recommended in the African Charter on Statistics.

Preparations of the Yearbook

The process of preparing the Joint ASYB involved a series of face-to-face meetings, videoconferences, as well as electronic exchanges between participant organizations' staff. It also involved a meeting between the organizations and representatives from African countries.

The first preparatory meeting took place from 6 to 10 October 2008 in UNECA premises in Addis Ababa. This meeting was convened by the African Statistical Coordination Committee's (ASCC) Working Group on Joint Publications and Databases with a view to launch the preparations of the first joint ASYB. During this meeting, representatives from the three institutions brainstormed and decided on the following: Content, format, data collection and validation mechanisms, printing, and dissemination strategies etc.



Countries at the Jont ASYB 2009 data validation meeting

The second meeting held through videoconference took place on Friday 16 January 2009 to take stock of progress made and discuss any pending issues. Experts discussed, among others, a review of the work plan, the status on data collection, and the way forward for the finalization of the ASYB.

In order to validate the information collected from countries and get comments and suggestions from the latter, a validation meet-

ing regrouping experts from AfDB, AUC, and UNECA met in Addis Ababa, Ethiopia with the participation of the following countries: Cameroon, Côte d'Ivoire, Gambia, Lesotho, Madagascar, Mali, Nigeria and Zambia. Prior to meeting the countries, the three institutions constituted working groups on different areas covered in the publication. They exchanged collected data and agreed on the sources to be privileged. They also shared the storylines produced for each chapter and discussed the front matters and the general format of the publication.



The joint ASYB team at the data validation meeting

The content

The ASYB is made of two main parts: summary tables and country profiles. The summary tables are presented by selected sectors. Each table presents indicators for all African countries for comparison purposes. The indicators are grouped in five main sectors: Social and demographic indicators; Economic statistics; Monetary and financial statistics; Economic infrastructure and investment climate; and MDGs.



As far as country profiles are concerned, they include for each country, indicators grouped into nine main sectors namely: Social and demographic indicators; Economic statistics; Prices; Agricultural production; Mining production; Energy production; Financial and monetary statistics; External trade and balance of payment; and Tourism and infrastructure.

Expectations

This first issue of the joint ASYB is a result of these concerted and coordinated efforts among the three main continental institutions (AfDB, AUC, and UNECA) in their quest to provide users with quality statistical information to inform Africa's development initiatives. It is part of a broader collaborative framework, set out in the Reference Regional Strategic Framework for Statistical Capacity Building in Africa (RRSF), and aimed at building the capacity of African countries to produce and use quality statistical information to sup-

II. STATISTICAL CAPACITY BUILDING / WORKSHOPS - RENFORCEMENT DES CAPACITÉS STATISTIQUES / ATELIERS

port regional integration and development initiatives. It is expected that this collaboration will continue and more importantly that the three institutions will put in place a mechanism that will set up a repository on development information on African countries.



The joint ASYB back and front cover pages

Report of the Joint workshop organized by UNSD/UNECA on Industrial Statistics, Lusaka, Zambia, 4-7 May 2009

Andry Adndriantsenho, African Centre for Statistics

The United Nations Statistics Division (UNSD), in collaboration with the African Centre for Statistics (ACS) of the UNECA, and the Central Statistical Office of Zambia conducted a workshop focusing on "Industrial Statistics" from 4 to 7 May 2009 in Lusaka, Zambia.

The workshop is part of UNSD and UNECA's efforts to increase statistical capacity building in the SADC region and as such relates to the framework of the project "Strengthening Statistical Capacity Building in Support of Progress Towards the Internationally Agreed Development Goals in the Southern African Development Community (SADC) Region", while reaching out to other countries in the region as well.

Participants from twenty one National Statistical Offices (NSOs) in Africa, including sixteen participants from SADC countries attended the workshop. The delegates were welcomed to the session by the Director of the Central Statistical Office of Zambia, UNSD, UNECA and SADC.

Participants from the following countries attended the workshop and presented their country reports on compilation of industrial statistics –Angola, Botswana, Cameroon, DRC, Egypt, Ethiopia, Ghana, Kenya, Madagascar, Lesotho, Malawi, Mauritius, Mozambique, Namibia, Nigeria, Seychelles, South Africa, Tanzania, Uganda, Zambia and Zimbabwe - together with two staff members of UNSD, two staff members from SADC one staff from ECA and one staff member from Statistics Canada.



Participants of the Workshop

The main purposes of the workshop were to address institutional issues and to provide technical support towards comprehensive and comparable statistical operations related to industrial statistics



II. STATISTICAL CAPACITY BUILDING / WORKSHOPS - RENFORCEMENT DES CAPACITÉS STATISTIQUES / ATELIERS

for African countries. The workshop provided a platform to review the state of industrial statistics in SADC countries including scope, definitions, measurement and methodology used in the compilation. The workshop presented the main changes in the international recommendations for industrial statistics (IRIS 2008) and industrial production indexes (IPI), including the impact of revised international classifications such as ISIC4 and CPC2. The workshop discussed the challenges and recommended actions for the implementation of IRIS 2008.

Opening of the workshop

The Director of the Zambian Central Statistical Office (CSO), Ms Efreda Chulu welcomed the delegates to Zambia. She informed them that Zambia is grateful to host the workshop on industrial statistics and the CSO had offered to meet the local costs of the workshop and logistical support. She expressed her appreciation for the opportunity given by UNSD and ECA to organize the workshop in Lusaka, with the advantages to train statisticians from the CSO on the subjects. She pointed out the importance of conducting comprehensive and comparable statistical operations.

The representatives of the UNSD presented the objectives and rationale of the workshop, including review of country practices, main changes from the IRIS 2008 and the requirement to develop a program for regular data collection and dissemination on industrial statistics.



Director of NSO welcoming participants to the workshop

Presentations and discussions

UNSD presented the methodological work and the requirement to update the IRIS and the IPI, including scope and coverage as a result of the revised classification ISIC-4, the data collection methodology, the need for harmonization with the concept of the 2008 SNA, the harmonization with the scope of industrial activities under the ISIC-4, the need for consistency with the changes and concepts

in methodology of international organisations.

The representative of Statistics Canada presented the Canadian experience on the integrated approach to economic statistics focusing on the development of a unique questionnaire to capture the aspect of industrial activities. ECA presented a summary of country practices and best practices in the compilation of industrial statistics, including the efficient use of financial statements, complemented by industrial surveys conducted jointly by several national agencies and the national statistical offices. ECA also pointed out the necessity to exploit as far as possible the financial statements from the tax revenue and the need to increase the collaboration between tax authority, agencies and statistical office.

During the country presentations, it was well noted that some countries are without adequate resources; as a result, industrial surveys are not conducted regularly and where they are conducted they are limited in scope. The coverage of the industrial surveys are still limited to two sections of the ISIC, namely, manufacturing and energy, non-complying with the industrial sector defined by ISIC 4 and IRIS 2008. The sample size and activities covered in the surveys and administrative records are not comprehensive.

Concerning the institutional issues, the various efforts for data collection by national agencies are scattered, therefore one recommendation of the workshop is to join efforts and resources to better capture the industrial statistics.

Even though some countries have several challenges in the industrial statistics, they expressed their appreciation on the improvement of the methodology presented by the IRIS 2008 and indicated that countries were waiting for these clarification and improved methods of classification and coverage of industrial sector. With the IRIS 2008, countries are equipped with adequate methodology to conduct statistical operations related to industrial statistics.

Conclusion

Despite difficulties, several countries expressed considerable support and commitment to implement the IRIS 2008; some countries indicated that the changes will be reflected during the implementation of annual industrial surveys including increased coverage of industrial activities in the ISIC 4, improved data collection strategies and larger sample sizes.

Given the benefits that accrue to collaboration among national agencies and the statistical offices, countries resolved to move ahead to achieve extensive collaboration among relevant agencies such as Ministry of Industry and Central Bank, to collaborate in sharing and processing financial statement for industrial statistics and in the development of common industrial surveys.

The countries strongly supported the need to reduce the response

II. STATISTICAL CAPACITY BUILDING / WORKSHOPS - RENFORCEMENT DES CAPACITÉS STATISTIQUES / ATELIERS

burden from companies and recommended that the NSOs should use the financial statement from the tax authority to compile the industrial statistics.

Furthermore, the workshop recommended training statisticians on the subjects of business accounting and national accounts in order to improve the quality of questionnaires and to increase the response rate. It was noted that well-trained surveyors have the capability to reconcile the questionnaire with the companies' financial statement.

The recommendations of the workshop will be forwarded to the SADC Statistics Committee, composed of the Directors of National Statistical Offices, for further consideration and endorsement.



Le séminaire international sur le secteur informel en Afrique débouche sur des recommandations clés et le lancement d'un plan d'action

Gérard Osbert, Centre Africain pour la Statistique

Les progrès réalisés depuis 1997, date du premier séminaire sur le secteur informel en Afrique

Le séminaire international sur « le secteur informel en Afrique, Instruments de mesure, analyses et intégration des politiques économiques et sociales », s'est déroulé à Bamako, Mali, du 22 au 24 octobre 2008. Le séminaire a été organisé par AFRISTAT et a bénéficié notamment du soutien du Ministère français des Affaires étrangères, du consortium PARIS21 et de DIAL.

En 1997, AFRISTAT organisait un séminaire international intitulé « Le secteur informel et la politique économique en Afrique subsaharienne ». Les recommandations du séminaire synthétisaient les acquis et proposaient des pistes pour améliorer la connaissance du secteur informel, autant de défis à relever pour la statistique publique en Afrique, et plus largement dans les pays en développement.

Onze ans après ce 1er séminaire, il est apparu nécessaire de dresser un nouvel état des lieux. Dans sa réunion de janvier 2008, Stat-Com-Africa a ainsi mandaté AFRISTAT pour animer le groupe de travail sur le secteur informel en Afrique et organiser une nouvelle manifestation. Outre l'intérêt de faire le point des progrès accomplis depuis une décennie, trois raisons en justifient l'opportunité:

1. Sur le plan statistique, de nombreuses enquêtes sur le sec-

teur informel ont été réalisées avec succès, par les INS en partenariat avec institutions statistiques régionales. Ainsi, en 2001-2002 et à la demande de la commission de l'UEMOA, les enquêtes 1-2-3 ont été menées dans chacune des principales métropoles de sept pays de l'Union. D'autres types d'enquêtes ont été réalisés dans plusieurs pays africains (Tanzanie, Afrique du Sud, Botswana, etc.)¹.

2. La réflexion internationale sur les statistiques du secteur informel a progressé, notamment avec les travaux du Groupe de Delhi, mis en place en 1997 et coordonné par la Division statistique des Nations Unies et le BIT; les réunions annuelles d'échange d'expériences doivent déboucher sur la publication d'un manuel en vue d'améliorer les stratégies d'enquête et l'harmonisation des statistiques sur le secteur informel à l'échelle internationale. Par ailleurs, des échanges réguliers s'opèrent avec le groupe d'expertise sur la mise à jour du SNA-93 (AEG) qui développe un chapitre entier spécifique au secteur informel.
3. Les stratégies de réduction de la pauvreté placent au centre des politiques de développement les questions d'emploi² ou de micro crédit, intimement liées au secteur informel. Si la mesure et l'analyse du secteur informel gardent toute leur acuité étant donné son poids dans les économies des pays en développement, ces nouvelles orientations des politiques de développement lui confèrent un rôle nouveau et central.

Ceci explique le grand succès que ce 2ème séminaire a connu, avec près de 120 participants et plus de 30 communications proposées suite à la publication des thèmes du séminaire en avril 2008, par des statisticiens et professionnels des services publics de l'emploi ou des cellules DSRP ainsi que dans les milieux universitaires et les instituts de recherche.

Se référant aux acquis de « Bamako 1997 », le séminaire ne s'est pas appesanti sur les concepts, nomenclatures ou définitions du secteur informel, même s'ils sont toujours d'actualité. Après avoir vérifié la pertinence et la compatibilité des concepts, on a plutôt cherché les moyens de mieux articuler la production et les utilisations des statistiques sur le secteur informel, en se focalisant sur les nouvelles dimensions apparues depuis, notamment sur les avancées du Groupe de Delhi.

Par ailleurs, il s'est agi d'apprécier l'introduction du secteur informel dans les comptes nationaux, qui consacre l'exhaustivité du PIB, avec l'élaboration des comptes de production et de génération des revenus. A noter que l'usage de la matrice unitaire des emplois permet de produire les valeurs ajoutées par travailleur, en les confrontant aux différentes composantes de l'emploi.

¹ Voir CEA (2007), "Le secteur informel: définition, concept et poids dans les économies africaines", Addis Abbeba: document discuté lors de l'atelier d'experts organisé à Lusaka (Zambie) en novembre 2007.

² Cf. par exemple en Afrique, sommet des Chefs d'Etat de Ouagadougou en 2004

II. STATISTICAL CAPACITY BUILDING / WORKSHOPS - RENFORCEMENT DES CAPACITÉS STATISTIQUES / ATELIERS

Enfin, l'analyse des politiques existantes ou à promouvoir, suppose le développement des dispositifs et des études d'évaluation d'impact des politiques et des projets. Il convient, à cet égard, d'envisager les méthodes pour articuler la production et l'utilisation des statistiques sur le secteur informel.

La relance des travaux et de la coordination des initiatives : le séminaire de Bamako, débats et recommandations

Toutes les sessions se sont déroulées en séances plénières. Les présentations et les échanges ont eu lieu sur la base des contributions des participants, organisées autour de cinq thèmes. Les discussions ont été prolongées par un panel intitulé: « De la nécessité d'un plan d'action pour l'Afrique dans le domaine de la mesure du secteur informel ».

Session I : Opérationnalisation des concepts sur l'emploi et le secteur informels

A l'issue de trois présentations, les principales problématiques suivantes ont été discutées:

- La nécessité d'avoir une définition du secteur informel et un répertoire des entreprises formelles à jour qui permettent de disposer de l'exhaustivité du secteur des entreprises;
- la difficulté d'appliquer les critères du BIT: l'informel est une manière d'organiser l'économie; ce n'est pas le non formel; parler plutôt d'économie informelle;
- la question de l'évolution de la législation (notamment fiscale) et son impact sur la mise à jour des critères d'informalité;
- les typologies de l'économie informelle: nécessité de différencier les axes de politiques socio-économiques.

=> La préoccupation générale concerne la disponibilité des données pour mesurer et apprécier l'importance du secteur informel, le rôle du statisticien étant de s'assurer qu'aucun pan de l'économie n'est oublié. L'enregistrement et la tenue d'une comptabilité doivent être retenus comme critères mais pas la taille de l'établissement. Les résultats des travaux du groupe de Delhi sont attendus sur tous ces points pour développer les synergies avec un futur plan d'action.

Session II : Pertinence et complémentarité des dispositifs de collecte des données

Trois sous thèmes/communications ont été discutés:

1. De la comparaison des méthodologies à une proposition de méthodologie commune

A partir de l'inventaire des dispositifs de collecte des données sur le secteur informel utilisés en Afrique et leurs limites méthodologiques, il apparaît que:

- les enquêtes mixtes ou de type 1-2-3 sont réalisées dans un grand nombre de pays francophones, avec des questionnaires similaires, permettant leur comparaison;
- dans les pays anglophones, on trouve surtout des enquêtes 'main d'œuvre' ou du type enquête permanente auprès des ménages, l'identification des unités de production informelle (UPI) se faisant souvent à partir de leur taille;
- les principales différences méthodologiques sont dues: soit au type de concept que l'on cherche à mesurer - secteur Informel, économie non observée ou emploi informel; soit aux méthodes de mesure (directe ou indirecte), d'échantillonnage ou d'approche des unités d'enquête.

2. Les leçons de l'enquête sur l'emploi et le secteur informel (EESI) de 2005 au Cameroun

L'expérience présentée décrit la 1ère extension nationale (rural + urbain) du champ du dispositif de l'enquête 1-2-3; les trois principales difficultés rencontrées ont été: i) la détermination de l'univers des UPI; ii) la reconstitution des comptes des UPI et iii) l'annualisation de leurs principaux agrégats.

En réponse, il a été recommandé de: i) procéder en phase 2 (enquête sur les UPI) à un recensement pour limiter les erreurs d'échantillonnage; ii) traiter les biens non marchands, l'autoproduction et les charges mixtes entre le ménage et l'UPI; iii) distinguer les UPI à activités saisonnières et celles ne fonctionnant que sur une partie de l'année.

3. Mesure du secteur informel en Afrique du Sud

Le concept de secteur informel en Afrique du Sud a évolué au fil du temps, d'une perception par le lieu de travail à un critère plus objectif, prenant en compte l'enregistrement et la taille. L'INS est passé des enquêtes annuelles sur les ménages (de 1994 à 1999), aux enquêtes semestrielles sur la main-d'œuvre de 2000 à 2007 puis trimestrielles, à partir de janvier 2008.

Cependant, l'identification des UPI reste difficile par une simple collecte auprès des employés. L'INS a ainsi réformé l'enquête sur le marché du travail, appliquant la nouvelle définition opérationnelle du secteur informel. Les problèmes liés à la mesure peuvent être résolus en posant différentes questions aux employeurs, aux travailleurs indépendants et aux employés.

=> Face à la complexité et à la richesse du thème, un consensus

II. STATISTICAL CAPACITY BUILDING / WORKSHOPS - RENFORCEMENT DES CAPACITÉS STATISTIQUES / ATELIERS

est apparu autour du dispositif de collecte basé sur les enquêtes à plusieurs phases. L'importance de mieux mesurer l'apport des micro entreprises a été évoquée, le secteur agricole étant appréhendé par des méthodes déjà éprouvées. Parmi les méthodes existantes, les enquêtes 1-2-3 demeurent un excellent outil, mais le besoin de leur simplification a été pointé pour relever les difficultés rencontrées par les pays.

Session III : Utilisations des statistiques du secteur informel par la comptabilité nationale

Ce point a fait l'objet de deux présentations portant sur l'intégration des données de l'enquête sur l'emploi et le secteur informel dans les comptes nationaux du Cameroun et la prise en compte du secteur informel dans l'estimation du produit intérieur brut.

La 1ère présentation a mis l'accent sur l'utilisation dans les comptes nationaux des résultats des enquêtes de type 1-2-3 réalisées au niveau national. Elle a insisté sur l'évaluation des agrégats macro économiques dérivées de ces enquêtes qui se heurtent à des écueils tels que la sous-traitance ou la valorisation les intrants auto-produits et les charges indivisibles. Une approche correctrice est proposée dans le traitement des données d'enquêtes.

La 2ième communication plus théorique, a mis l'accent sur: i) les concepts et définitions de la mesure des activités du secteur informel tel qu'indiqués dans le SCN de 1993 et sa révision de 2008; ii) l'orientation pratique de la mesure du secteur informel, la confection de la matrice des emplois restant privilégiée pour estimer certains agrégats (production, salaire) des comptes de branches.

L'utilisation des données du secteur informel pour l'élaboration des comptes nationaux nécessite d'associer systématiquement les comptes nationaux dans le processus; en particulier, il s'agit:

- de tenir compte des concepts des comptes nationaux dans les différents questionnaires liés aux économies informelles;
- d'intégrer toutes les unités de production qui sont à la marge extérieure de l'informalité;
- de promouvoir et mettre au point un compte satellite de l'économie informelle.

=> Les participants ont souligné l'importance des statistiques sur le secteur informel afin de suivre les effets des crises notamment alimentaires et financières.

Session IV : Autres utilisations des statistiques du secteur informel

Ce point a fait l'objet de deux présentations: i) l'étude de la vulnérabilité

au travail en Afrique de l'Ouest et ii) les évolutions possibles du micro crédit pour financer les activités informelles).

La vulnérabilité au travail en Afrique de l'Ouest se caractérise par les principaux aspects suivants:

- Segmentation du marché du travail: il est difficile de prouver l'existence d'une dualité dans le secteur informel, la vulnérabilité pouvant être un choix délibéré.
- Lien entre la vulnérabilité, mesurée par les salaires des travailleurs, et leurs capacités: les individus ayant un capital humain élevé (formation) peuvent effectuer des activités moins pénibles.
- Lien entre vulnérabilité et prise de risque dans le travail: les plus pauvres du secteur informel subissent la 'double peine', d'où l'importance des politiques sociales et le rôle des syndicats.

La présentation sur « la micro finance et le secteur informel » en Afrique a permis d'aborder les aspects suivants:

- les institutions de micro crédit sont nombreuses, de petites tailles mais peu connues, d'où le faible développement de la micro finance;
- on manque d'informations sur les comportements financiers des individus; le coût du micro crédit, le rend inaccessible aux acteurs informels; les taux d'intérêt restent élevés car: i) la gestion des petits crédits nécessite de gros moyens pour le suivi; ii) l'accompagnement est important.
- il convient d'examiner le détournement des crédits pour des événements autres qu'économiques (mariage); en effet, l'usage des fonds empruntés n'est pas évident (formation spécifique) et repose souvent sur les relations personnelles entre l'institution de micro crédit et le bénéficiaire.

=> Concernant ce thème, les participants ont apprécié: i) que les analyses tirées des enquêtes sur l'emploi permettent la formulation des politiques sociales dans le secteur informel; ii) qu'il est possible d'étendre les utilisations des enquêtes sur le secteur informel à des sujets comme: la vulnérabilité dans l'emploi et revenus; le financement du secteur informel; la fiscalité et la dynamisation des activités du secteur informel.

Session V : Rôles des INS, des cellules DSRP ou des structures chargées de l'emploi

Les problématiques institutionnelles concernant l'organisation du suivi du secteur informel et sa prise en charge par les systèmes statistiques nationaux ont été abordées. A l'issue des communications et des discussions qu'elles ont suscité, les participants ont suggéré

II. STATISTICAL CAPACITY BUILDING / WORKSHOPS - RENFORCEMENT DES CAPACITÉS STATISTIQUES / ATELIERS

l'amélioration des mécanismes mis en place, en:

=> Promouvant la mise en réseau des INS, cellules DSRP, structures chargées de l'emploi et les autres institutions oeuvrant pour le développement des statistiques sur le secteur informel;

=> Identifiant des institutions et des personnes ressources comme points focaux des réseaux à mettre en œuvre pour favoriser la coordination des différents acteurs.

Panel: Quel plan d'action pour l'Afrique dans le domaine de la mesure du secteur informel?

La BAD, l'Agence Française de Développement, le BIT, la Commission de l'Union Africaine, le Groupe de Delhi, DIAL et AFRISTAT, étaient représentés dans le panel. Les échanges et discussions ont parti sur:

=> Le besoin urgent d'élaborer une plateforme de coordination des interventions des partenaires techniques et financiers sur la problématique de la mesure du secteur informel dans les pays;

=> La prise en compte explicite d'un dispositif de financement pérenne des activités afin d'assurer le suivi de la mesure de l'emploi et du secteur informel;

=> L'élargissement du champ d'enquête au plan national y compris le secteur rural;

=> L'élaboration d'un plan d'action intégrant les questions de renforcement des capacités;

=> La participation des systèmes statistiques nationaux aux différentes réflexions dans le domaine;

=> L'implication financière des institutions régionales et sous-régionales.

Une feuille de route pour les prochaines années

Face à la crise économique mondiale et à la récession qui menace, il est indéniable que le secteur informel, qui, dans les pays africains, est à l'origine de la création de plus de 80% des emplois, aura un rôle clé à jouer pour la survie des populations les plus pauvres. Encore faut-il que les décideurs soient bien informés des réalités multiformes de ce secteur et surtout reçoivent à temps les données leur permettant d'en suivre régulièrement l'évolution.

Le plan d'action pluriannuel, dont la mise en œuvre a été proposée à l'issue du séminaire, revêt un caractère d'urgence. Il doit être fondé sur les recommandations du séminaire dont quatre ensei-

gnements principaux peuvent être tirés:

1. le suivi du secteur informel doit se renforcer dans l'espace et dans le temps: ceci implique que les enquêtes ménages, seul vecteur d'information fiable sur ce secteur doivent être étendues nationalement et faire l'objet d'un suivi annuel, via une enquête emploi;
2. l'hétérogénéité du secteur informel impose des politiques différenciées par taille, activité ou location; d'où l'importance des typologies et des modèles de simulation des effets ou impacts des crises comme des politiques entreprises pour y remédier;
3. parmi les rôles du statisticien, il convient de répondre aux demandes des comptes nationaux afin de garantir la validité intrinsèque de la mesure et de l'évolution du secteur informel dans les agrégats, pour des décisions maîtrisées sur les stratégies économiques et sociales en Afrique.
4. la connaissance de l'emploi informel est devenue fondamentale dans les sociétés africaines si on veut y voir l'emploi décent se développer; cela suppose en particulier que les statistiques fassent apparaître la part des femmes et des jeunes.

Session de formation sur la Mesure du VIH/SIDA et de son impact en Afrique

Oumar Sarr, Centre Africain pour la Statistique

Du 11 au 16 Mai 2009, s'est tenue, à Mombassa (Kenya), une session de formation sur la mesure du VIH/SIDA et de son impact au niveau des pays africains. Cette session finale était le prolongement d'une formation en ligne organisée par InWent, le Centre pour les statistiques économiques, environnementales et sociales de la République Fédérale d'Allemagne.

Ont assisté à cette session les représentants des pays suivants : Afrique du SUD, Burkina Faso, Cameroun, Ethiopie, Gambie, Ghana, Kenya, Malawi, Mozambique, Nigeria, Sénégal, Sierra Leone, Soudan, Tanzanie et Ouganda. Ces experts venaient des offices nationaux de statistique et des ministères et agences en charge des questions de santé et de VIH/SIDA.

L'objectif global de ce cours était de renforcer les capacités des pays africains à faire face aux défis posés par le suivi et l'évaluation de la pandémie.

II. STATISTICAL CAPACITY BUILDING / WORKSHOPS - RENFORCEMENT DES CAPACITÉS STATISTIQUES / ATELIERS

Situation de la pandémie en Afrique

Nul n'est besoin de mettre l'accent sur l'ampleur de la pandémie en Afrique et de ses conséquences. En effet, en 2007, l'Afrique comptait :

- 75% des 2 millions de décès enregistrés dans le monde et causés par le VIH/SIDA; depuis le début de la pandémie, plus de 15 millions d'africains sont décédés du VIH/SIDA;
- 76% de tous les enfants orphelins du monde dû au VIH/SIDA;
- 70,4% de l'incidence à travers le monde (2,7 millions de personnes nouvellement infectées dans le monde);
- 67% des 32,9 millions de personnes vivant avec le VIH/SIDA à travers le monde; pendant que le taux de prévalence était de 0,8% dans le monde, l'Afrique enregistrait un taux estimé à 5%.

Toutefois, cette image globale de l'Afrique varie d'un pays à un autre et d'une région à une autre; en effet, alors que le taux de prévalence était en-dessous de 2% dans plusieurs pays de l'Afrique de l'ouest, du centre et de la corne de l'Afrique, il dépassait 15% dans sept pays de l'Afrique australe.

Contrairement aux idées selon lesquelles les groupes de population les plus affectés sont les personnes les moins instruites du fait des difficultés qu'elles éprouvent à accéder aux campagnes de sensibilisation et à capter les messages véhiculés, il est apparu que, dans certains pays, les personnes avec un haut niveau d'instruction, en l'occurrence, ceux du niveau tertiaire, sont les plus affectées.

S'il est acquis que chez les personnes de sexe féminin, ce sont les filles de 15 à 25 ans qui sont généralement les plus touchées, en revanche, chez les hommes, les personnes de plus de 35 ans sont les plus vulnérables.

Collecte et gestion de l'information

D'une manière générale, il est connu que l'Afrique connaît bien de tares dans la collecte et la compilation des données statistiques ; la collecte des données sur le VIH/SIDA n'en fait pas exception. La dimension de la stigmatisation des personnes vivant avec le VIH/SIDA conjuguée aux pratiques culturelles, aux coutumes et aux religions ne sont pas pour faciliter la collecte des données.

Les échanges entre les experts ont permis de noter que les pays usent de différentes approches pour aborder le suivi et l'évaluation de la pandémie. Hormis l'Afrique du Sud, dotée d'un centre de recherche (HSRC) avec des moyens considérables, les autres pays

font face aux problèmes de ressources et de méthodologies pour assurer un suivi-évaluation permanent et efficace.

La meilleure source de données est l'Enquête de Démographie et de Santé Plus (EDS-Plus) ; beaucoup de pays n'arrivent pas à organiser une telle enquête en raison de son coût. Poussant à l'excellence, l'Afrique du Sud utilise les images satellitaires en vue de sélectionner les ménages, entretenir un échantillon-maitre et suivre le travail de collecte mené sur le terrain par les enquêteurs.

L'EDS simple est limitée par son coût et surtout par le fait qu'elle ne collecte que les données qualitatives. Aussi, tout comme l'EDS-Plus, elles ne peuvent être conduites que par les pays ayant réalisé un recensement de la population pour la constitution de la base de sondage.

La source de données la plus couramment utilisée est le service des soins prénataux: si l'avantage de cette source reste son coût, ses limites notoires sont le fait qu'elle ne couvre que les femmes enceintes fréquentant les services de soins prénataux. Elle ne couvre donc pas la majorité des femmes qui ne sont pas enceintes et celles vivant en milieu rural où ces services n'existent pas le plus souvent.

L'enquête sur la surveillance des comportements ne collecte que des données qualitatives et, de par sa méthodologie, dépend beaucoup du désir des personnes à répondre aux questions.

Le système d'information sanitaire et le système d'enregistrement des faits d'état civil (surtout les décès et leurs causes) sont très défaillants en Afrique.

L'Agence des Nations Unies en charge des questions de VIH/SIDA (UNAIDS) organise tous les deux ans une réunion au niveau de chaque continent en vue de revoir les indicateurs et ce, en collaboration avec les représentants des Offices Nationaux de Statistique et des Ministères ou agences nationales en charge des programmes de lutte contre le VIH/SIDA.



III. STATISTICAL DEVELOPMENT / SELECTED AREAS - DÉVELOPPEMENT DE LA STATISTIQUE / SUJET CHOISI

AFRICAN STATISTICAL NEWSLETTER
BULLETTIN D'INFORMATION STATISTIQUE AFRICAINE

Non-profit Institutions Satellite Accounts: The Case of Mozambique¹

Saïde Dade, National Institute of Statistics, Mozambique and Lester M. Salamon, Johns Hopkins University

Recent years have witnessed a significant growth of interest in the role that non-profit institutions and the volunteers they help to mobilize play in addressing social needs, promoting civic involvement, and improving the quality of life in countries throughout the world. Efforts to understand this set of institutions and to fashion policies supportive of its development have long been impeded, however, by a lack of basic information. This has been due in part to the treatment of non-profit institutions (NPIs) in the 1993 SNA's sectoring rules. Under these rules, the largest share of the most economically significant NPIs are assigned to the corporations or government sectors because they receive substantial shares of their revenues from fees or government support. This means that the SNA's Non-Profit Institutions Serving Households (NPISH) sector covers only a relatively small fraction of all NPI economic activity.

The Handbook on Non-Profit Institutions in the System of National Accounts

To gain a fuller picture of the economic contribution of NPIs (which include associations, foundations, NGOs, CSOs, CBOs, etc.), the UN Statistics Division (UNSD) worked with a Consultative Group and researchers from the Johns Hopkins University to produce a Handbook on Non-Profit Institutions in the System of National Accounts designed to provide a more comprehensive picture of the economic contribution of non-profit institutions.

Issued in December 2003, this Handbook makes four major refinements to the 1993 SNA treatment of non-profit institutions:

- It recommends that countries produce regular NPI "satellite accounts", pulling together data on all NPIs, including those assigned to the corporations or government sector;
- It provides a refined definition of an NPI to make it possible to identify these entities in other sectors;
- It recommends the use of an International Classification of Non-Profit Organizations (ICNPO) that elaborates on ISIC Rev. 3 to differentiate NPIs; and

- It calls for coverage of volunteer work in the NPI satellite account and provides a recommended way to value it.

The First African Satellite Account

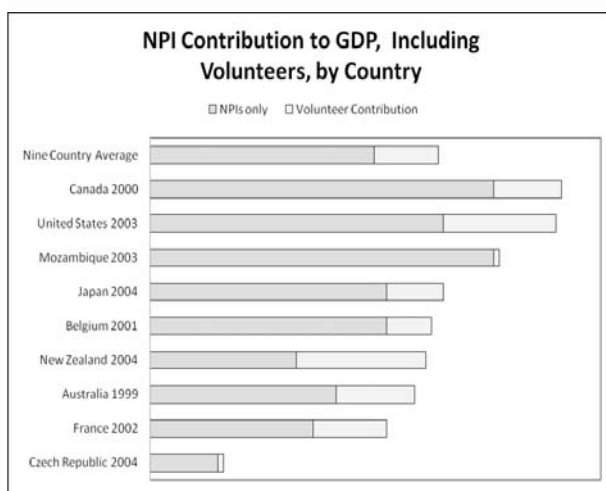
In March 2009, Mozambique's National Institute of Statistics (INE) became the first of nine African countries to complete an NPI satellite account¹. The results published in Mozambique's report demonstrate the importance of having better data on nonprofit institutions, particularly in developing countries where such organizations form an especially crucial part of the delivery system for basic community and economic development, health, and education.

Comparative Findings

Thirty-two countries have completed or are currently in the process of developing NPI satellite accounts - or some version of it - worldwide. Eight others in addition to Mozambique have completed at least an initial version of it.

A comparison of Mozambique to these 8 other countries reveal that nonprofit institutions in Mozambique account for a larger share of GDP than the average of these other reporting countries (6.2 percent vs. 5.1 percent) as shown in Figure 1.

Figure 1.



Source: The Johns Hopkins UN Handbook on Nonprofit Institutions Project

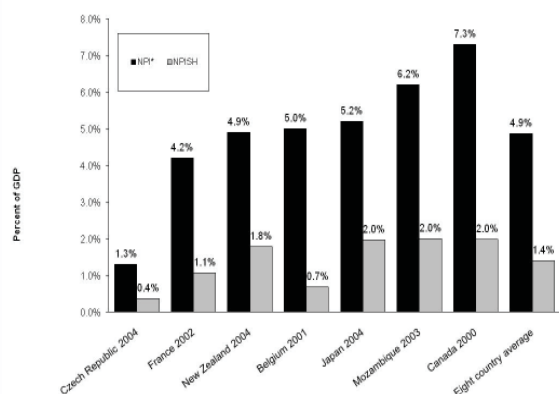
¹This article is based on Saïde Dade, The Dimension of NPI in Mozambique: A Satellite Account Perspective.

¹The other committed African countries are: Cameroon, Ghana, Kenya, Mali, Morocco, Nigeria, South Africa, and Uganda

III. STATISTICAL DEVELOPMENT / SELECTED AREAS - DÉVELOPPEMENT DE LA STATISTIQUE / SUJET CHOISI

The contribution of NPIs to GDP is much larger than previously understood when NPISH figures were the only estimates of the non-profit sector available. As shown in Figure 2, the NPI contribution to GDP in Mozambique was estimated to be only 2% in 2003 using the NPISH definition of the sector, barely one third of the estimate published using the NPI Handbook definition. This finding is similar to that found in other countries that have completed satellite accounts, which on average have NPI sectors that are 3 ½ times as large as their NPISH estimates.

Figure 2



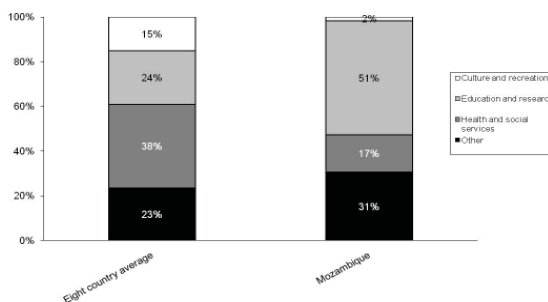
Value Added, NPI* vs NPISH, by country

Source: The Johns Hopkins UN Handbook on Nonprofit Institutions Project

* includes volunteer work

The contribution of NPIs to Mozambique's economy is largely attributed to the Education and Research sector, which accounts for 51.2% of all gross value added (GVA) generated by NPIs in 2003, followed by Health and Social Services with 16.6%. By comparison, education accounts for a much smaller 24% of NPI value added on average in the other countries.

Figure 3

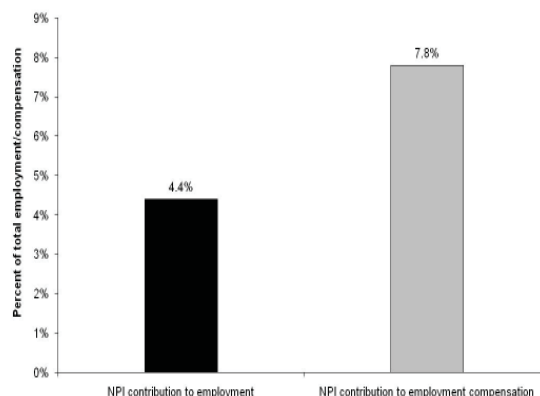


Distribution of NPI Value Added, by field, Mozambique vs. eight country average

Source: The Johns Hopkins UN Handbook on Nonprofit Institutions Project

The NPI sector contributes significantly to the economy of Mozambique, both in terms of formal employment (4.4 percent of all employees) as well as compensation of employees (7.8 percent of all employee compensation). Associations are the primary NPI employer, supporting 59% of the NPI workforce in 2003, followed by non-government organizations with 38%.

Figure 4



NPI contribution to employment and employment compensation, Mozambique, 2003



III. STATISTICAL DEVELOPMENT / SELECTED AREAS - DÉVELOPPEMENT DE LA STATISTIQUE / SUJET CHOISI

Vers une nouvelle forme de collaboration : Mission conjointe de la CEA, la BAD, la Banque mondiale et PARIS21 en République Démocratique du Congo

Awa Thiongane, Centre Africain de la statistique

1. Introduction

Lors de la première réunion de la Commission Statistique pour l'Afrique (STATCOM-Africa) tenue à Addis-Abeba, du 22 au 24 janvier 2008, la communauté statistique africaine et ses partenaires techniques et financiers (PTF) avaient retenu, entre autres :

- d'aider à la reconstruction des appareils statistiques des pays post-conflit en particulier ;
- de le faire de manière concertée et coordonnée et en tenant compte des priorités des pays concernés, pour se conformer aux principes de la Déclaration de Paris sur l'harmonisation et l'efficacité de l'aide.

Cette décision venait confirmer et généraliser la volonté de la communauté statistique et ses partenaires de sensibiliser les gouvernements desdits pays sur l'importance des recensements généraux de la population et de l'habitat (RGPH) et des les appuyer dans ces opérations. Cette résolution avait été prise lors de la deuxième session du Symposium africain pour le développement de la Statistique (ASSD) tenue à Kigali, du 15 au 18 janvier 2007. C'est ainsi que le Gouvernement soudanais a été appuyé dans la conduite de son RGPH et que l'Angola le sera sous peu.

Plus généralement, la décision de coordonner l'appui des PTF requiert de la part du pays de disposer d'un document appelé SNDS qui est un cadre de cohérence des activités statistiques de l'ensemble du système statistique national (SSN) et qui doit également canaliser l'ensemble des appuis des PTF sur la période de 5 années de couverture de la SNDS, à l'exception évidemment d'activités dont l'urgence de la mise en œuvre s'impose comme une priorité aux gouvernements concernés.

C'est dans ce contexte qu'une mission conjointe composée de Mme Awa Thiongane, Conseillère régionale senior (Centre Africain de la Statistique (CAS) de la Commission Économique des Nations Unies pour l'Afrique (CEA)), M. Luc Mbong Mbong, Statisticien Principal (Département de Statistique de la Banque Africaine de Développement (BAD)), Mme Ghislaine C. Delaine,

Statisticienne senior et M. Christophe Rockmore, Spécialiste en suivi-évaluation de (Région Afrique de la Banque mondiale) et M. Gérard Chenais, Consultant international (Secrétariat du Partenariat Statistique pour le Développement à l'aube du 21ème Siècle (PARIS21)), a séjourné à Kinshasa, République Démocratique du Congo (RDC), du 13 au 17 avril 2009.

2. Objectifs de la mission

L'objectif de cette mission était de fournir un appui à la relance du processus d'élaboration de la stratégie nationale de développement de la statistique (SNDS). A cet effet, la mission devait :

- tenir des réunions de travail avec les techniciens des différents ministères et autres producteurs et utilisateurs de statistiques ainsi que les PTF dans le domaine de la statistique afin de faire le point sur l'état du SSN et identifier les pistes de relance du processus d'élaboration de la SNDS;
- rencontrer les autorités congolaises afin de leur communiquer les avis de la mission sur la réhabilitation de l'appareil statistique congolais et les voies et moyens d'y parvenir.

Il était attendu qu'après la mission, tous les acteurs aient la même compréhension de la démarche de la SNDS, de sa nécessité impérieuse dans le processus de renforcement de l'appareil statistique congolais et la place centrale du RGPH dans ce processus.

Les représentants de la Banque mondiale ont eu, en même temps, à finaliser les termes de l'appui à la SNDS octroyé à la RDC dans le cadre du Fonds fiduciaire pour le renforcement des capacités statistiques (FFRCS), afin de permettre la mise en œuvre immédiate des recommandations de la mission, plus particulièrement celles relatives à l'élaboration de la SNDS.

3. Déroulement de la mission

La mission a consisté en des entretiens avec les autorités congolaises, des séances de travail avec les représentants de l'INS et des Directions des Etudes et de la Planification (DEP), un atelier regroupant la partie congolaise et les représentants de quelques PTF et une visite des Facultés de Sciences économiques et des Sciences et de l'Ecole de Santé Publique de l'Université de Kinshasa.

Au cours de ces entretiens et échanges de l'atelier, plusieurs points ont été abordés parmi lesquels :

III. STATISTICAL DEVELOPMENT / SELECTED AREAS - DÉVELOPPEMENT DE LA STATISTIQUE / SUJET CHOISI

- le Système statistique congolais ;
- les principes de la SNDS ;
- le diagnostic du SSN, phase I de la SNDS 2010 – 2014 ;
- la décentralisation politique et ses conséquences sur la structure organisationnelle statistique ;
- les ressources humaines pour le SSN – la formation de professionnels congolais de la statistique ;
- la feuille de route de la SNDS ;
- l'architecture organisationnelle de la SNDS ;
- la loi statistique et la Charte Africaine de la Statistique ; et
- le RGPH de la RDC.

La mission a été reçue par le Ministre du Plan, le Ministre de la Recherche Scientifique et le Ministre de l'Enseignement Supérieur et Universitaire. L'audience avec le Ministre de l'Enseignement Supérieur et Universitaire a enregistré la présence, entre autres, du Recteur de l'Université de Kinshasa ainsi que les doyens des Facultés de Sciences et de Sciences économiques. La mission a également rencontré le Représentant résident de la BAD et chef de file des bailleurs pour le secteur statistique, la Directrice des opérations de la Banque mondiale pour la RDC ainsi que l'Economiste principale du Programme des Nations Unies pour le Développement (PNUD). La visite à l'Université de Kinshasa a donné à la mission l'occasion de rencontrer également le Directeur de l'Ecole de Santé publique ainsi que le Secrétaire général administratif de l'Université de Kinshasa.

L'atelier organisé par le Gouvernement et le Représentant résident de la BAD a regroupé les représentants de toutes les Directions de l'Institut national de la Statistique (INS) et des Directions des Etudes et de la Planification (DEP) des Ministères sectoriels, de l'Institut Supérieur de Statistique (ISS), de l'Observatoire Congolais de l'Inégalité et de la Pauvreté, de la BAD, de la Banque mondiale, du PNUD et de l'UNICEF. Les Ambassades de l'Allemagne, de la Belgique, de la Chine et de la France ont été représentées à la Cérémonie d'ouverture et le Ministre de l'Enseignement supérieur et Universitaire, au nom de son collègue du Plan empêché, a clôturé l'atelier en présence de son Directeur de Cabinet adjoint et du Secrétaire général de son Ministère ainsi que du Directeur de cabinet du Ministère du Plan.

4. Conclusions

La mission a présenté oralement ses conclusions et recommandations au Ministre du Plan. Ce dernier a remercié la mission et réitéré son engagement pour le développement de la statistique qu'il considère comme un des objectifs prioritaires de son Ministère.

Les conclusions et recommandations détaillées de la mission sont consignées dans l'aide-mémoire de la mission envoyé aux Autorités congolaises par le Secrétaire exécutif de la CEA.



Towards the Strengthening of the Angolan National Statistical System: A Joint ECA-PARIS21-Mozambique-UNFPA-South Africa Assessment Mission to Angola

Dimitri Sanga, African Centre for Statistics

The overall context

In November 2006, the African statistical community decided to celebrate the African Statistics Day (ASD) in Luanda, Angola. In the margins of the celebrations, Mr. Abdoulie Janneh, Executive Secretary of the United Nations Economic Commission for Africa (ECA) met the Minister of Planning of Angola and committed to assisting the country in the development of its statistics. In a follow-up mission undertaken by the African Development Bank (AfDB), similar commitments were made to the government of Angola. It is also important to emphasize that Angola is a post-conflict country where the statistical infrastructure and capacity were destroyed or stagnated during the years of conflict due to lack of investment in statistics. As a result, the Angolan National Statistical System (NSS) is fragile and vulnerable and is in great need for support and strengthening.

On the other hand, good statistics are critical to Angola's recovery and development programmes. They are needed, inter alia, to inform policies, to drive the development outcomes that policies are aiming to achieve, and measure progress towards those outcomes. In order for Angola to produce and use good statistics for these and other purposes, there is an urgent need to reform and strengthen the entire NSS that includes not only the National Statistical Office (INE) but also key data producers in Ministries, De-

III. STATISTICAL DEVELOPMENT / SELECTED AREAS - DÉVELOPPEMENT DE LA STATISTIQUE / SUJET CHOISI

partments and Agencies (MDAs). In this respect, it is important to mention that the current regional and international agendas for the development of statistics in Africa have a special focus on post-conflict countries like Angola.

During the Fourth Africa Symposium on Statistical Development (ASSD) held in Luanda, Angola from 9 to 13 February 2009 and attended by statisticians from across Africa and international organizations, the Chief Economist of the AfDB and the Deputy Executive Secretary of the ECA held separate meetings with the Minister of Planning of the Government of Angola. During the meeting with the Deputy Executive Secretary, the Minister raised the issue of commitments made earlier by the ECA Executive Secretary to support statistical development in Angola. The discussions concluded that there was a need for an urgent mission to be undertaken to Angola by leading institutions that are supporting statistical development in Africa led by ECA.

The mission Team

Following the above commitments, a mission took place in Luanda, Angola, from 18 to 23 May 2009. The mission Team was made of Dr. Dimitri Sanga, Senior Statistician at the African Centre for Statistics (ACS), Mr. Risenga Maluleke, Deputy Statistician General of Statistics South Africa, Mr. Valeriano Levene, Deputy President of the National Statistics Office of Mozambique, Mr. Christophe Duhamel, Deputy Manager of the Partnership in Statistics for the Development in the 21st Century (PASRIS21), Mr. Jose Ribeiro, National Programme Officer and Dr. Kourtoum Nacro, Resident Representative of the United Nations Population Fund (UNFPA) in Angola. It is worth mentioning that the AfDB delegation could not join the mission Team due to some logistical constraints out of the control of their organization.

Objectives of the mission

The main objective of the mission was to assess the state of the Angolan NSS and its ability to meet current and future data needs for informing policy development and decision-making, monitoring development progress, and evaluating the impact of development plans, initiatives and programmes. More specifically, the mission aimed at assessing:

- The state of the entire NSS, including INE and key sectoral ministries (Health, Education, Agriculture, Water, etc). The assessment aimed at determining broad data requirements (current and future) of main users especially for poverty

monitoring, economic and social statistics and for tracking progress towards poverty reduction strategies (PRS) and the Millennium Development Goals (MDGs);

- The existing capacities and statistical infrastructure to meet national data requirements;
- The organizational and institutional arrangements for sustainable statistical production and management including plans for statistical reforms and statistical capacity building;
- Major challenges and constraints to statistical production, use and management as well as opportunities for statistical development; and
- Training needs in priority areas for INE staff.

It was expected that this assessment will constitute a basis for recommendations on statistical reforms and statistical development in general and the design of a National Strategy for the Development of Statistics (NSDS) as a framework for further development of the NSS, for undertaking the Angola Population and Housing Census (PHC) and other key statistical activities as well as a framework for mobilizing resources (national and international) for statistical development.

Focus on the Angolan Population and Housing Census

During the mission, particular attention was given to the Angolan PHC as: (i) the census is the main source of data for planning for socio-economic development and measuring progress towards national development programmes, and (ii) Angola has not undertaken a census for 39 years, and (iii) the census is also required as the basis for sample frames for inter-censal surveys. It therefore took stock of ongoing preparatory work towards census taking in order to work out strategies aimed at mobilizing African expertise in support of the forthcoming Angolan PHC.

Consultations

To achieve the above-mentioned objectives, the mission included the following key activities:

- Consultations with political leadership on the general direction of statistical development in the country;
- Consultations with key data users and mainly policy and decision-makers in Government; the legislature, the private sector, the civil society sector, researchers and the academia;

III. STATISTICAL DEVELOPMENT / SELECTED AREAS - DÉVELOPPEMENT DE LA STATISTIQUE / SUJET CHOISI

- Consultations with key data producers including INE and line ministries; and
- Consultations with donors and international organizations and agencies operating in Angola.

During the mission the following MDAs were met: Ministry of Planning, Ministry of Finance, Central Bank of Angola, Ministry of Fisheries, Ministry of Agriculture, Ministry of Justice, Ministry of Oil, Ministry of Public Administration and Social Security, and Ministry of Health. Moreover, the following MDAs participated in the exercise by filling out and forwarding assessment questionnaires to the mission Team: Ministry of Education, Ministry of Public Works, Ministry of Telecommunications and Information Communication Technologies (ICT), Ministry of Urban Affairs and Habitat, the National Assembly, and SONANGOL, a State-owned Public Firm.

The following international organizations and partners participated in the exercise: UNFPA, UNDP, FAO, UNICEF, UNAIDS, WHO, UNHCR, IOM, European Union, and the Embassy of Norway.

Finally, two training institutions were part of the exercise namely the Agostinho Neto University and Louisiana University.

Way forward

The Vice Minister of Planning who met the mission Team twice, declared on behalf of the Government of Angola, that he was in agreement with the assessment made and the recommendations and ensured the mission for his Government working together with the African statistical community and Technical and Financial Partners (TFP) to move forward the statistical development of Angola. One of the major recommendations of the mission is the development of a full fledged National Strategy for the Development of Statistics (NSDS) for Angola.

The full assessment and related conclusions are in the aide-mémoire to be sent officially to the Government of Angola and shared with TFP afterward.



Vers une nouvelle forme de collaboration: Mission conjointe de la CEA et de PARIS21 en République de Djibouti

Awa Thiongane, Centre Africain pour la statistique

Introduction

Djibouti dispose d'un Schéma directeur de la statistique (SDS) mis à jour en 2008 et qui couvre la période 2008-2013. La première version du SDS 2006-2010, élaboré par rapport aux besoins de suivi et d'évaluation du Document de stratégie de réduction de la pauvreté (DSRP), n'ayant pas été adopté par le Gouvernement en janvier 2007, date de lancement de l'Initiative nationale pour le développement social (INDS), il a paru nécessaire de réviser ce document avant son adoption. Cette mise à jour a notamment permis:

- d'intégrer les plans et programmes d'action identifiés par le système statistique national (SSN) pour répondre aux besoins d'informations de la matrice d'actions et de suivi/évaluation des programmes de l'INDS et
- de mettre à jour les plans et programmes d'actions de la Direction de la Statistique et de Etudes Démographiques (DISED) et des unités statistiques des départements sectoriels.

Par ailleurs, la situation des ressources humaines décrite dans le diagnostic du SSN dans le SDS de Djibouti nécessitait une action urgente à appuyer par l'ensemble des intervenants dans le domaine de la statistique.

C'est dans ce contexte qu'une mission conjointe composée de Mme Awa Thiongane, Conseillère régionale senior (Centre Africain de la Statistique (CAS) de la Commission Économique des Nations Unies pour l'Afrique (CEA)), M. Samuel Blazyk, Responsable de programmes (Secrétariat du Partenariat Statistique pour le Développement à l'aube du 21ème Siècle (PARIS21)), a séjourné à Djibouti, République Démocratique de Djibouti, du 9 au 11 mars 2009.

Objectifs de la mission

L'objectif de cette mission était de:

- rencontrer les autorités djiboutiennes en vue de faire le point sur le statut du Schéma directeur de la statistique (SDS) révisé pour prendre en compte l'INDS qui constitue

III. STATISTICAL DEVELOPMENT / SELECTED AREAS - DÉVELOPPEMENT DE LA STATISTIQUE / SUJET CHOISI

le document de référence de politique générale du Gouvernement en matière de lutte contre la pauvreté et qui doit faire l'objet d'une Table ronde des bailleurs de fonds de Djibouti prévue à Paris le 24 mars 2009;

- tenir des réunions de travail avec les partenaires techniques et financiers (PTF) dans le domaine statistique en vue de discuter, entre autres, de la création d'un groupe thématique des PTF sur la statistique; et
- finaliser les documents de plaidoyer statistique en vue de la Table ronde des bailleurs de fonds de Djibouti.

La DISED, avec l'appui de la CEA, avait préalablement préparé le contenu d'un document de plaidoyer qui a été mis en forme et édité par PARIS21 en vue de la Table ronde des bailleurs de fonds sur l'INDS. Plusieurs exemplaires du document ont été remis aux autorités djiboutiennes.

La mission a été informée, à son arrivée, du report de la tenue de la Table ronde des bailleurs de fonds de la République de Djibouti.

Déroulement de la mission

La mission a consisté en des entretiens avec les autorités djiboutiennes, des séances de travail avec les représentants de la DISED et les PTF intervenant dans le domaine de la statistique.

Au cours de ces entretiens, plusieurs points ont été abordés parmi les quels:

- la Stratégie nationale de développement de la statistique (SNDS) y compris le recensement général de la population et de l'habitat (RGPH);
- l'insuffisance en ressources humaines des services statistiques;
- l'adhésion à l'Observatoire économique et statistique de l'Afrique sub-saharienne (AFRISTAT); et
- la création d'un groupe des PTF en appui à la statistique.

La mission a été reçue par le Ministre de l'Economie, des Finances et de la Planification, chargé de la Privatisation (ME-FPP), le Secrétaire général dudit Ministère, le Directeur exécutif de la Banque centrale de Djibouti (BCD), les experts en suivi et évaluation du Secrétariat d'Etat à la Solidarité Nationale chargé de l'Initiative Nationale de Solidarité en l'absence du Secrétaire d'Etat. La mission a également rencontré le Représentant résident du Programme des Nations Unies pour le Développement (PNUD) et Coordonnateur des Agences des Nations Unies, le

Chef de Mission de la Délégation à la Commission Européenne, le Chef du Service de Coopération et d'Action Culturelle (SCAC) et le Chargé de mission de l'Agence française de Développement (AFD). Plusieurs séances de travail ont eu lieu avec les responsables de la DISED.

Conclusions

La mission a présenté oralement ses conclusions et recommandations au Ministre du Plan. Ce dernier a réitéré son engagement pour le développement de la statistique et son appui pour le recensement général de la population et de l'habitat dont la phase de dénombrement était prévue en mai 2009.

Les conclusions et recommandations détaillées de la mission sont consignées dans l'aide-mémoire de la mission envoyé aux Autorités djiboutiennes par le Chef du Secrétariat de PARIS21.

Post-scriptum:

- La République de Djibouti a formellement demandé son adhésion à AFRISTAT depuis le mois mai 2009.
- La mission exploratoire recommandée pour étudier la faisabilité de l'ouverture d'une filière de formation de Techniciens supérieurs de la statistique au sein de l'Université de Djibouti et composée des représentants de la CEA et de l'Ecole nationale de Statistique et d'Economie appliquée (ENSEA) d'Abidjan, a été effectuée du 2 au 7 juin 2009.



Towards the Coordination of Statistical Training Initiatives in Africa: the African Group on Statistical Training and Human Resources

Dimitri Sanga, African Centre for Statistics

One of the main statistical development challenges facing African countries is the lack of appropriate human resources and up-to-date skills. This has been underlined and discussed in several fora that have advocated for seriously addressing training challenges facing African countries including the Statistical Commission for Africa (StatCom-Africa), the Forum on African Statistical Development (FASDEV), and the Africa Symposia on Statistical Development (ASSD). Moreover, assessments of

III. STATISTICAL DEVELOPMENT / SELECTED AREAS - DÉVELOPPEMENT DE LA STATISTIQUE / SUJET CHOISI

African National Statistical Systems (NSSs) made in the process of the preparation of the Reference Regional Strategic Framework for Statistical Capacity Building in Africa (RRSF) in 2006, the implementation of the International Comparison Programme for Africa (ICP-Africa) and lately, the design of National Strategies for the Development of Statistics (NSDS) in Africa have confirmed that statistical training remains a major challenge in the statistical development of the continent.

In response to this particular challenge, stakeholders have set up a number of initiatives and engaged in various activities aimed at enhancing the capacity of African countries in this regard including the following:

- The Partnership in Statistics for Development in the 21st century (PARIS21) Working Group on Statistical Training in Africa;
- The Statistical Commission for Africa (StatCom-Africa) Working Group on Statistical Training;
- The African Statistical Coordination Committee (ASCC) Working Group on Statistical Training; and
- The African Capacity Building Foundation (ACBF) Group (to be set up) to accompany this organization's specific project on statistical training.

There is consensus among stakeholders that the multiplicity of groups and initiatives is more likely to lead to an inefficient use of scarce resources and duplication of efforts in the pursuit of the reinforcement of capacities of African NSSs in this area.

Against this background, a meeting on the coordination of statistical training activities and initiatives took place in the margins of the 19th meeting of the AFRISTAT Steering Committee on 13 April 2009 in Ouagadougou, Burkina Faso. One of the major outcomes of the meeting was to create a unique working group, under the aegis of StatCom-Africa, on statistical training in Africa to replace all existing groups: the African Group on Statistical Training and Human resources (AGROST).

Objective

The main objective of the AGROST is to ensure the coordination of activities and initiatives related to human resources development and support to statistical training in Africa. More specifically, the AGROST, under the auspices of StatCom-Africa, will play the role of an advisory committee on different initiatives and programs dealing with the support to statistical training and will ensure a permanent mechanism of exchange of information and best practices related to statistical training and human resources development in Africa.

Membership

The proposal for the AGROST membership includes, so far, the following institutions/countries:

- Countries/National Statistical Offices (NSOs): 3 representatives of Francophone NSOs; 3 representatives of Anglophone NSOs; 1 representative of Lusophone NSOs; and 1 representative of Maghreb NSOs.
- Training Centres: 2 representatives of Francophone centres; 2 representatives of Anglophone centres; 2 representatives of centres in the Maghreb; and 2 representatives of national centres.
- Technical and financial partners (TFP): As a starting point and given their interest, the following institutions/countries are considered: ACBF, AFRISTAT, African Development Bank (AfDB), World Bank, African Union Commission (AUC), ECA, the French Cooperation, European Commission/EUROSTAT, PARIS21, the UK Department for International Development (DFID), and the Islamic Development Bank (IDB).

Some planned activities of the AGROST

The AGROST has already undertaken a number of activities including the preparation of proposed Terms of Reference (ToRs) of the AGROST and the First Regional Forum on Statistical Training in Africa to be held in Bujumbura, Burundi in June 2009, and a discussion forum under the ECA Knowledge Management Platform to ensure the exchange of information between its members.

The AGROST will hold its first meeting in the margins of the Bujumbura forum and discuss the preparation of its first report to StatCom-Africa.



III. STATISTICAL DEVELOPMENT / SELECTED AREAS - DÉVELOPPEMENT DE LA STATISTIQUE / SUJET CHOISI

A 21st Century Statistician for Africa

Ben Kiregyera, African Centre for Statistics

Statistics,
the cutting-edge resource of the 21st century,
essential for improving the ability of government to develop appropriate policies, manage the economic and social development processes, monitor improvements in the living standards of the people and report back this progress to the public;

I want to be a 21st Century Statistician for Africa,

capable of appreciating the statistical value chain,
from data demand through production and use of statistics;

able to understand the need to reposition data users at the centre,

playing proactive roles and not the periphery of the Statistical System where they play the second fiddle,
not to do so is to defy laws of gravity;

able to design systematic ways to broaden and deepen engagement with a wide range of stakeholders,
policy/decision-makers, politicians, researchers and academicians,
other data producers, commentators, the news media and information providers;

less pedantic and inflexible, and able to integrate and adapt to new data demand situations;

able to internalize development agenda at all levels,
national, regional and international,
and to use these as the basis for the design and development of statistical programme;

III. STATISTICAL DEVELOPMENT / SELECTED AREAS - DÉVELOPPEMENT DE LA STATISTIQUE / SUJET CHOISI

prepared to understand well the importance of innovation and prioritization, increasing productivity and increasing efficiency;

willing to understand well and work to promote the core values of the statistical profession, objectivity, integrity and professional independence;

able to understand that unlike most commodities whose value diminishes with increased use, that for data increases with increased use;

capable of realizing that “business as usual” is the enemy of progress, and therefore no longer an option in developing statistics in Africa;

at the cutting-edge of change in response to changing demand for statistical information;

imbued with intellectual energy and drive, to turn the statistics offices from a mere “data mill”, to a producer of information and knowledge;

determined to work more efficiently and effectively, smarter and harder, and to be accountable.

I want to be a 21st Century Statistician for Africa and professionalism shall be my trademark.



III. STATISTICAL DEVELOPMENT / SELECTED AREAS - DÉVELOPPEMENT DE LA STATISTIQUE / SUJET CHOISI

Initiatives and Challenges of Generating Agricultural Statistics in Uganda

Okello Patrick, Uganda Bureau of Statistics

Background

Agriculture is the dominant sector of Uganda's economy. It contributes about 21 percent of total Gross Domestic Product (GDP) at current prices and over 90 percent of total export earnings. It provides 80 percent of employment and most industries in the country are based on this sector. About 85 percent of the population live in rural areas of the country where most of them derive their livelihood from agriculture.

Much of the agricultural production in Uganda takes place at household level essentially using household labour. It has been estimated that 80 percent and 60 percent of women and men respectively, are employed in agriculture as their main activity. Agricultural production in the country is based on smallholder production. There are now about 4.2 million such holders who carry out rain fed agriculture and who, on average, cultivate less than 2 hectares mainly using hand hoes, pangas and ploughs.

Collection of Food and Agricultural Statistics (FAS)

In the past there existed an Agricultural Reporting Service (ARS), where every district in Uganda had an Assistant Agricultural Officer responsible for statistics. Most of these officers had had training in statistics either at certificate or diploma level. In order for the reports to provide data in a consistent manner, standardised formats were designed by the Statistics Section of Ministry of Agriculture, Animal Industry and Fisheries (MAAIF) and used for reporting.

The Ministry had a well-established Statistics Section that at its peak in 1991 had 13 professional statisticians. It was able to carry out the last two censuses of agriculture (in 1963/65 and 1990/91) even though the results of the 1990/91 Census were rejected by government. This therefore left 1963/65 Census as the most current source of agricultural data in Uganda. Following the restructuring of MAAIF as part of a general policy to divest Government of the role of direct service delivery, to improve its effectiveness and efficiency, the Statistics Section in the Ministry was reduced to a two-person Unit with no sub-professional and other support staff. In addition due to the decentralisation policy and reform that involved devolution of planning and administrative functions away from the centre to the districts, MAAIF lost the extension staff and their control to district authorities. This therefore impaired the capacity for the Ministry to collect agricultural data.

In spite of the loss of the Ministry's main source of data and informa-

tion, the Agricultural Statistics Section continues to provide data. It uses 1992 which was a good year from the point of view of the ARS as a basis for estimating current crop production and making projections. These estimates have been used not only at national level but also by districts themselves as they lack capacity to collect their own data. MAAIF has not been able to continuously conduct Annual Agricultural Surveys since mid 1970s. When the Uganda Bureau of Statistics established that the household survey could provide agricultural data of acceptable quality, a Crop Survey was made a Core Module of the 1999/2000 and 2005/06 Uganda National Household Survey programmes (UNHSP). Previous experience unfortunately shows that the data from the 1999/2000 surveys could not give lower level estimates.

Besides making a Crop Survey a core module of the 1999/2000 and 2005/06 rounds of the UNHSP to collect current agricultural data, the Bureau established an Agricultural Statistics Section within its structure to coordinate the collection and dissemination of agricultural data and information. The Uganda Bureau of Statistics has developed an impressive capacity for collecting and delivering field data in a timely manner through its UNHSP. This capacity is a re-assurance that the Bureau can successfully transact statistical business professionally as mandated by the UBOS Act No 12 of 1998. However UBOS works in very close partnership with MAAIF in agricultural data collection, analysis, interpretation and reporting.

Uganda Census of Agriculture 2008/09 (UCA 08/09)

The UCA 08/09 is expected to contribute to the long term objective of having a FAS system. Its immediate objective is to collect and generate bench-mark data needed for the monitoring and evaluation of the agricultural sector at all levels.

More specifically, the objectives of a UCA are providing:

- i) Data on the social and economic factors of the country's agricultural structure
- ii) Detailed agricultural data, such as number of holdings, total area under holdings, basic pattern of land utilization, area under crops and extent of irrigation;
- iii) A benchmark for improving the reliability of current agricultural statistics from annual surveys and administrative sources and for assessing future agricultural development;

Challenges Faced in UCA 08/09 Implementation

- **Mixed cropping, shifting cultivation, continuous planting and/or harvesting and incompletely harvested crops:** The practices of mixed cropping, shifting cultivation, incompletely harvested crops; continuous planting and/or harvesting still exist to a large extent. Some attempt has been made to handle the aspect of mixed cropping but for

III. STATISTICAL DEVELOPMENT / SELECTED AREAS - DÉVELOPPEMENT DE LA STATISTIQUE / SUJET CHOISI

as long as determination of the percentage of the plot devoted to each constituent crop is left to the enumerator, the estimation becomes subjective to some extent.

- **Lack of Comprehensive data on conversion factors:** There is also need for comprehensive data on conversion factors. The units of quantities used in estimating the various crop harvests varies from area to area. For example, a heap as one of the most common units of quantity for measuring cassava, varies tremendously from area to area. This requires determining conversion factors for each area, possibly by agro-ecological zone and crop. There is need to consolidate data on conversion factors collected in Uganda National Household Survey (2005/6) and the pilot Census of Agriculture (2003). When yield estimation is made, the condition of the crop has to be given (whether wet or dry). But there are bound to be various stages of wetness or dryness. The state of the crop is also required. This indicates whether the crop is in shell, without shell, with stalk, without stalk or in the cob/head. There are therefore a number of combinations and in all these situations, conversion factors to some standard condition and state are needed for each crop. Thus the identification of the most common conditions and states of each crop is needed and yet these seem to vary by district which complicates matters further. Data on conversion factors for the state and condition of the crop is from the 1960s.
- **Using the GPS tool to measure very small areas:** A number of experiments have been carried out in Uganda using the Geographical Positioning System (GPS) equipment as an alternative method for area measurement. This was in the pretest for the Uganda Census of Agriculture and Livestock in 2002; the Pilot Census of Agriculture (PCA) in 2003; and the Pilot Permanent Agricultural Statistics System (PASS) (UBOS, 2002b, 2003, 2004). The GPS tool becomes inaccurate when used to measure small areas below 0.1 acres. In the UCA 2008/09 pacing is being used for small plots below 0.01 hectares. However, some enumerators have had the tendency to forget their pacing coefficients.
- **Non Response:** In some instances there exist respondents who do not want their plot areas measured despite the intervention of district leadership. This is due to misconstruing the census exercise as an assessment for tax. To persuade such respondents therefore takes a lot of time to sensitize them on the benefits of census taking.
- **Under-listing:** this seriously undermined the sampling exercise. Relatively recently split/created villages mainly contributed to the under-listing.
- **Lack of seriousness on the part of District Supervisors (DSs):** Most of the errors including gross under-listing were at-

tributable to the DSs not being on the ground. In a number of cases Enumerators worked largely on their own.

References

1. Ministry of Agriculture (1964): Uganda Census of Agriculture 1963/65; 4 volumes.
2. Ministry of Agriculture and Forestry (1968): Report of Annual Agricultural Statistics 1967/68 and 1968.
3. Ministry of Finance, Planning and economic Development (2007): Background to the Budget 2007/08 Fiscal Year.
4. Ministry of Finance, Planning and Economic Development and Ministry of Agriculture, Animal Industry and Fisheries (2000): Plan for Modernization of Agriculture: Eradicating Poverty in Uganda.
5. Statistics Department (1997): Uganda National Household Survey 1995/96, Main Results of the Crop Survey Module.
6. Uganda Bureau of Statistics (2002a): Uganda National Household Survey 1999/2000, Report on the Crop Survey Module.
7. Uganda Bureau of Statistics (2002b): Report on the Pretest for the Uganda Census of Agriculture and Livestock in Masaka District in June/July 2002.
8. Uganda Bureau of Statistics and Statistics Norway (2003): Paper on the results of the Pilot Census of Agriculture, 2003: GPS equipment for Agricultural Statistics Surveys.
9. Uganda Bureau of Statistics (2004): Report of the Pilot Census of Agriculture, 2003.
10. Uganda Bureau of Statistics (2006): Uganda Population and Housing Census, Analytical Report.
11. Uganda Bureau of Statistics (2007): Uganda National Household Survey 2005/6; Agricultural Module Report.
12. UCA 2008/09 project document.



Environment Statistics at ECA

Negussie Gorfe, African Centre for Statistics

Introduction

The first United Nations Conference on the Human Environment (UNCHE) was held in Stockholm, Sweden from 5 to 16 June 1972. This was the first major international gathering focused on human activities in relationship to the environment, and it laid the founda-

III. STATISTICAL DEVELOPMENT / SELECTED AREAS - DÉVELOPPEMENT DE LA STATISTIQUE / SUJET CHOISI

tion for environmental action at an international level. The conference acknowledged that the goal of reducing human impact on the environment would require extensive international cooperation, as many of the problems affecting the environment are global in nature. The main recommendations of the Conference included that governments communicate about environmental issues that have international implications; governments give attention to the training of those who plan, develop, and manage settlement areas; and that agencies work together to address many issues, such as access to clean water and population growth. The Conference recommended the gathering of data on specific environment variables to determine and predict important environmental conditions and trends. Following this conference, the United Nations Environmental Programme (UNEP) was launched in order to encourage United Nations agencies to integrate environmental measures into their programmes.

The United Nations Conference on Environment and Development (UNCED), also known as the Earth Summit, took place in Rio de Janeiro, Brazil, from June 2-14, 1992. The Rio Declaration on Environment and Development set 27 legally non-binding principles designed to commit governments to ensure environmental protection and responsible development. It established the "Precautionary principle" and the principle of "common but differentiated responsibilities". The Declaration recognizes that the only way to have long-term social and economic progress is to link it with environmental protection and to establish equitable global partnerships between governments and key actors of civil society and the business sector. Specific recommendations by UNCED's Agenda 21 refer to the development and implementation of (i) integrated environment and economic accounting, and (ii) indicators of sustainable development.

Environment statistics programme at the UN

The United Nations Conference on the Human Environment (UNCHE) gave the impetus, both at the national and international levels, to the development of environment statistics as a new field of official statistics. The first initiatives pertaining to the development of environment statistics at the international level stemmed from two meetings of the Economic Commission for Europe (ECE) in 1973. From the two meetings, the need for developing international recommendations or guidelines for a system of environment statistics as a long-term objective was recognized. Furthermore, given the global environmental concerns, a draft programme of international work in environment statistics was first submitted to the Statistical Commission of the United Nations at its eighteenth session in 1974.

Environment Statistics at ECA

The Environment Unit within the former Statistics Division of the Economic Commission for Africa (ECA) was operational in the late

1980s. The Unit was manned by one professional and one general service staff members. In the early 1990s the Unit produced its first compendium entitled "African Compendium of Environment Statistics 1991". The Compendium covered topics such as: total surface area, total population, population density; land use (arable land, land under permanent crops, permanent meadows & pastures, forest and woodland, other land); area irrigated; total production of roundwood, fuelwood and charcoal, and industrial roundwood; total roundwood production index; agroclimatology conditions (stations, latitude, longitude, altitude, precipitation, temperature (max, min, average), vapour pressure, wind speed, evapotranspiration); total urban and rural population in Africa and other major areas; average annual rate of growth of total, urban and rural populations and rate of urbanization in Africa; percentage of population living in urban areas in Africa; urban agglomerations in Africa with populations of two million or more in 1990; countries with rates of urbanization in 1985-1990 three percent or more; and summary of disasters in Africa 1980-1991 (droughts, floods, cyclones, storms and earthquakes, epidemics, infestations, fires, food shortages, crop failures, and other disasters). The Unit obtained the data from the national statistical offices (NSOs), meteorological organizations, UN Population Division, Food and Agricultural Organization of the United Nations (FAO), etc. The environment indicators were produced in the indicated Compendium only and were not included in the African Statistical Yearbook of the Division.

Starting in the second half of the 1990s and until mid 2006 the statistical function at ECA was reduced from a division to a section in another division. As a result the environment statistics area and other statistical activities were affected. This resulted in the discontinuation of the Compendium and other publications.

Since August 2006, the statistics function was again elevated to a Division level in the name of the African Centre for Statistics (ACS). Environment statistics are now included in the African Statistical Yearbook publication. The environment indicators that are included in the publication are: Carbon dioxide emissions per capita in metric tons; Percentage of protected area to total surface area; and Proportion of population using improved sanitation facilities. The sources of the data are the Millennium Development Goals (MDGs) database at the United Nations Statistics Division (UNSD) and the data collected through the UNSD/UNEP Questionnaire which has been administered every two years. At the moment ECA is working closely with UNEP in order to include more environment indicators in its recurrent publication, the African Statistical Yearbook.

Currently there is no professional staff in the ACS who devotes full-time to environment statistics area. However, with the approval of the six additional professional staff posts since January 2009, ACS is expected to recruit a professional staff who will work full-time in this area.

Capacity building activities undertaken

III. STATISTICAL DEVELOPMENT / SELECTED AREAS - DÉVELOPPEMENT DE LA STATISTIQUE / SUJET CHOISI

Since 1997 four workshops were organized in Africa in the area of environment statistics. The workshops were mainly organized by UNSD in collaboration with other international and regional organizations.

The first Workshop on Environmental Statistics, Indicators and Accounting was jointly organized by ECA and UNSD in Addis Ababa from 17 - 21 November 1997. The Workshop was attended by twenty three participants from sixteen member States.

The second workshop was organized under the project "Strengthening Statistical Capacity-Building in Support of the MDGs in the region of the Economic Community of West African States (ECOWAS)" that was executed by UNSD in cooperation with the ECOWAS Secretariat. Within the framework of the above-mentioned project, UNSD, UNEP, ECA and the ECOWAS Secretariat co-organized the workshop on environment statistics. The objectives of the workshop were to familiarize participants with the concepts and methods of environmental statistics and indicators, provide a forum for exchange of information on the status of national environment statistics, and to establish a network of environmental statisticians in the region. The Workshop was held at the African Institute for Economic Development and Planning (IDEPA), a subsidiary body of ECA, in Dakar, Senegal from 28 February to 4 March 2005, with local support of the United Nations Development Programme (UNDP). The workshop was attended by 36 participants from all fifteen ECOWAS member countries representing National Statistical Offices (NSOs), Ministries of Environment and/or other relevant national organizations. The Ministry of Environment of Mauritania was also represented.

The UNSD, UNEP, and ECA co-organized the third workshop on environment statistics to agree on a core set of environmental indicators and statistics for national and regional reporting, and to train participants from NSOs and ministries/agencies responsible for environment on basic concepts, methods and best practices in environment statistics. The workshop was aimed at providing a forum for exchange of information on the status of national environment statistics, as well as establishing a network of environment statisticians among the countries as recommended by the Action Plan of the Environment Initiative of the New Partnership for Africa's Development (NEPAD). The workshop was held at the United Nations Conference Centre at ECA in Addis Ababa, Ethiopia from 16 to 20 July 2007. The workshop was attended by 32 participants from the NSOs and Ministries of Environment of 17 member States.

The fourth workshop was co-organized by UNSD, UNEP and ECOWAS on environment statistics that was held in Abuja, Nigeria from 19 to 23 May 2008. The objectives of the workshop were to: agree and adopt a core set of environmental indicators and statistics for the ECOWAS region for national and regional reporting based on the ECA list of environmental statistics and indicators agreed upon at the UNSD/UNEP/ECA Workshop on Environment Statistics held in July 2007 in Addis Ababa, Ethiopia; review draft methodologies for the set of indicators agreed upon at the workshop; review the

draft ECOWAS regional programme on environment statistics; and to train participants from the NSOs and ministries/agencies responsible for environment on basic concepts, methods and best practices in environment statistics. The workshop was attended by 27 participants from NSOs and Ministries of Environment of the 15 ECOWAS Member States. The National Institute of Statistics and the Environment Management Authority of Rwanda were also represented at the workshop. ECA could not be represented at this workshop due to lack of financial resources.

In total 118 participants attended the four environmental statistics workshops indicated above. Thirty-five member States of ECA, of whom 65.7% were Anglophone countries, have benefited from the workshops. Furthermore, 54.2% of the participants were from the national statistical offices, 44.1% from ministries responsible for environment, and the remaining 1.7% from the regional training centres. In terms of sex, close to 86.0% of the participants were males while the remaining 14.0% were females. The countries that were represented in the workshops were mainly from the West Africa, East Africa and Southern Africa sub-regions. On the other hand, the participation of the Central Africa and North Africa sub-regions of ECA in the workshops was minimal

Conclusions and recommendations

Environment statistics at ECA was started in the late 1980s as a Unit. The Unit was producing a compendium on environment statistics on a biennial basis. During the late 1990s and the mid 2000s, not much was done in the area of environment statistics as the statistics function as a whole was reduced to a section level. Since the establishment of the ACS in 2006 with division status, environmental indicators have been included in the African Statistical Yearbook publications.

In the future, there is a need for the ACS to work more closely with UNSD, UNEP and other partners in the development of environmental statistics in Africa. It should get its environment statistics from African countries as well as from UNSD and UNEP as these organizations are the ones mandated to collect environmental data from African countries by administering questionnaires. In collaboration with UNSD, UNEP and other partners, ACS should also continue organizing capacity building workshops in the area of environment statistics mainly in the Central and North African sub-regions. It should cooperate with the Environment and Sustainable Development Monitoring section and the African Climate Policy Centre of the Food Security and Sustainable Development Division of ECA in undertaking its environment statistics activities. It should introduce the ECA Core List of Environmental Indicators to member Countries and determine whether or not the data to compute the indicators are available at country level. Furthermore, the ACS should incorporate more environment indicators in the Joint African Statistical Yearbook. Finally, the habit of inviting the representatives from both the national statistical offices and the ministries of environment to future environment workshops should be strengthened.

□

IV. INTERNATIONAL STATISTICAL INSTITUTE - INSTITUT INTERNATIONAL DE LA STATISTIQUE



About the ISI

South Africa will host the 57th Session of the International Statistical Institute (ISI) in August 2009. Statistics South Africa has been tasked with the honour of organising this prestigious event. Planning is well underway and a number of important milestones have already been achieved towards staging the 1st ever ISI Session in sub-Saharan Africa.

So... what is the ISI?

Established in 1885, the International Statistical Institute (ISI) is one of the oldest scientific associations operating in the modern world. Its success can be attributed to the worldwide demand for professional statistical information, its leadership in the development of statistical methods and their application, and in the collective dedication of its members.

Its influence can be seen in the improvements in information and analysis throughout the economic, social, biological and industrial sectors. Its industrial influence is evidenced in advanced statistical practices, resulting in improved quality assurance. The ISI is also proud of its continuing support of statistical progress in the developing world.

The Institute's activities are funded by grants from intergovernmental organisations, governments, local authorities, foundations, private businesses and others.

The ISI is composed of more than 2 000 elected members who are internationally recognised as the definitive leaders in the field of statistics. Its membership crosses all borders, and is drawn from over 130 countries.

This reservoir of expertise is supplemented by approximately 3 000 additional individual members of the Institute's specialised sections:



The ISI publishes a variety of professional books, journals, newsletters and reports, representing the cutting edge in the development of contemporary statistical knowledge.

Its Permanent Office is situated in The Hague, Netherlands, where it is incorporated. The Institute has consultative status with the United Nations Economic and Social Council (ECOSOC) and the United Nations Educational, Scientific and Cultural Organisation (UNESCO).

The ISI is especially renowned for its biennial meetings in which the entire membership congregates to exchange ideas, develop new links and discuss current trends and developments in the statistical world.

(Courtesy of ISI Website)

IV. INTERNATIONAL STATISTICAL INSTITUTE - INSTITUT INTERNATIONAL DE LA STATISTIQUE

ISI 2009 On Track To Leave A Lasting Legacy

Shirazaan Taylor, Statistics South Africa

With the 57th Session of the International Statistical Institute (ISI) on our doorstep, the Local Organising Committee are tackling all the challenges that come with arranging an event of this magnitude with vigour and determination. The ISI Session in Durban is going to be undeniably magnificent. Professor Denise Lievesley, the President of the ISI, visited the team in February and was delighted to see that good progress has been made towards preparing for a world-class event. She added, "The theme for this year's conference is, Statistics: Our Past, Present and Future. This theme is particularly apt as it is time for us as a global statistical community to assess the advances we have made in redefining our profession, a time to celebrate our successes and achievements, and a time to map out a real path towards influencing the statistical agenda for better development outcomes."

Dr Jairo Arrow, ISI 2009 Executive Secretary and Deputy Director-General, Methodology and Standards at Statistics South Africa, assures us that whilst the challenges of hosting this prestigious event have been daunting, everything is being done to set the stage for a successful, knowledge-sharing and enjoyable session where new networks will be forged. He added further, "I am pleased to report that planning for the conference is well underway, with a number of key milestones having been achieved, and excitement is mounting as the date for the conference draws closer."

The ISI 2009 conference venue, the Durban International Convention Centre, boasts state-of-the art facilities and has hosted numerous high profile international conferences over the past few years. High quality accommodation has been secured for delegates in a range of establishments catering to the diverging needs of all participants. Great efforts are being made to ensure that strategies are in place to address any safety and security concerns that delegates may have.

Organisers	Topic	Dates	Target Audience
ISI	Managing a Statistical Publication System	12 August	People in the research community as well as official statisticians.
IASS	Business Survey Design	12 - 13 August	Junior statisticians who have some experience with surveys.
IASS	Editing and Imputation of Survey Data	12 - 13 August	Survey practitioners, statisticians and data processing specialists.
IASS	Introduction to Survey Sampling	12 - 13 August	Survey researchers, practitioners and statisticians who have not had extensive training in sampling methods but would benefit from a systematic introduction (or review) of probability sampling methods.
IASS	Introduction to Survey Quality	12 - 13 August	Persons who perform tasks associated with surveys and may work with survey data but are not necessarily trained survey researchers.

ISI: International Statistical Institute

IASS: International Association of Survey Statisticians

Delegate interest is increasing with just under 2000 registrations and expressions of interest by delegates from 108 countries having been received to date - a quarter of these being from the African continent!

ISI 2009 promises to deliver a scientific programme of note with over 1300 abstracts having been submitted for IPMs, STCPMs and CPMs thus far. A number of short courses on interesting topics will also be presented in the week preceding the ISI session.

Statistician-General of Statistics South Africa, Mr Pali Lehohla, stressed that special emphasis will be placed on the meaningful participation of women and young statisticians to use the opportunity to interact with the more experienced minds in the field at ISI 2009, and this is being taken care of through the ISIBalo Legacy Project.

"In traditional South African style, we do not believe in doing things in half measure, and ISI 2009 will not be any different! We look forward to welcoming you to ISI 2009 so that we can dazzle you with our warm hospitality, memorable social events, and a thought-provoking scientific programme," the Statistician-General, Mr Pali Lehohla asserted.



Short Courses for the ISI 2009 Session

One of the strategic goals of ISI 2009 is "To plant the seeds needed to strengthen statistical capacity, thereby re-creating numerate societies in the African region". In line with this objective a number of short courses on diverse and interesting topics are being offered in the week preceding the ISI Session and delegates are urged to make use of this wonderful developmental opportunity. The list of short courses are as follows:

IV. INTERNATIONAL STATISTICAL INSTITUTE - INSTITUT INTERNATIONAL DE LA STATISTIQUE

Organisers	Topic	Dates	Target Audience
ISI	Extremes and Applications	12 - 14 August	Graduate students in science, engineering and finance, teachers of Probability theory and professionals in Hydrology, Banking and Finance, Insurance, with the purpose that they will be equipped to appreciate the power of EVT in applications.
ISI	GenStat: Introduction and Analysis of Experiments, Surveys and Environmental Data	13 August	Those who are familiar with the Windows environment but are looking for a powerful statistics package for their training and research activities, with a user friendly approach that can facilitate both experiment and survey analysis.
ONS, ILO, OECD, InWEnt	Statistics, Knowledge and Policy: Bridging the gap between Users and Producers of Statistics	13 - 15 August	All those who have an interest in increasing the use of evidence in public debate and policy making, either in the developed or developing world. The target audience includes: Researchers (economists and statisticians) who want to learn advanced scientific methods to deal with measurement and statistical issues; Practitioners (from national and local governments, NGOs, etc.) who want to know how to implement progress initiatives; Policy makers with an interest in developing, or using, sets of progress measures to improve decision making; Media and others who want to communicate information to citizens.
ISI	Internal and International Migration	13 - 15 August	Official statisticians such as those concerned with censuses, surveys, administrative data sources and migration; Academics, other researchers interested in the analysis of migration data and the study of migration processes; Post-graduate and Senior undergraduate students in areas such as statistics, demography, economics, urban and regional planning.
ISI	Exploratory Graphical Data Analysis in Descriptive and Predictive Modelling	14 August	Data analysts, predictive modellers, statistical consultants, graduate students and bio-statisticians. SAS programming skill is not required.
IASS	Analysis of Complex Sample Survey Data	14 - 15 August	Survey researchers, practitioners and statisticians who would benefit from a systematic introduction (or review) of methods for weighted estimation, variance estimation and inference.
IASS	Small Area Estimation Methods, Applications and Practical Demonstration	14 - 15 August	Primarily aimed at methodologists in government statistical bureaus or survey organisations, statistics graduate students and faculty from universities and users with adequate background in linear regression models and survey sampling theory and methods.
IASS	Seasonal Adjustment	14 - 15 August	Aimed at participants who are either interested in seasonal adjustment or are required to perform seasonal adjustment in their organisation.
ISI	Longitudinal and Incomplete Data	14 - 15 August	Anyone needing to analyse longitudinal data - complete or incomplete.
ISI	Anonymisation of Data	15 August	Survey methodologists and those analysing survey data, privacy officers.
ISI	New Methods for the Analysis of Count Data	15 August	Practising researchers who need to model count data, as well as statisticians desiring to update their knowledge of recent advances related to the modelling of counts. The course is also valuable for anyone needing to model risk ratios and rates.
ISI	Disability Statistics: New Measurement Approaches for Censuses and Surveys	15 August	Statisticians and survey researchers who are responsible for the collection and analysis of data on disability.
ISI	At the Interface of Operations Research and Statistics: Theories, Methods and Applications of Sample-Based Optimisation	15-August	Academics, policy makers, and practitioners who apply constrained optimisation in situations for which parameters are estimated using sample data.

IV. INTERNATIONAL STATISTICAL INSTITUTE - INSTITUT INTERNATIONAL DE LA STATISTIQUE

Organisers	Topic	Dates	Target Audience
ISI	Training for Teaching Statistics in South Africa and Africa	16-August	Teachers of statistics and mathematics at school level.
ISI	Professional Ethics	16-August	Statisticians wanting a better understanding of the importance of ethical concerns in their work and a deeper appreciation for the evolution of ethical standards. The course is appropriate for those working in government, academia or private industry. Statisticians who collect data from human subjects or via surveys or who use secondary data will benefit from participation. Of special interest are statisticians in African countries doing clinical research in co-operation with American or European pharma-firms.
ISI	Risk Analysis	16 August (½ day)	Statisticians working in areas of official statistics with responsibility for risk management, or corporate statisticians who must assess non-financial risk.
ISI	Mentoring of Young Statisticians	16-August	Senior and junior statisticians working at NSOs, NGOs, Private sectors; young and old faculty statisticians or anyone who trains statisticians at a University level. It is hoped that NSOs from all African countries will send at least one pair of mentor and mentee to the workshop; that Statistics Departments in all African Universities or Institutions of Higher Learning will be represented because the issues also relate to the training of young statisticians.
ISI	Statistics Online Computational Resources for Data Interaction, Discovery and Learning Probability and Statistics	16 August (½ day)	This workshop will be useful to high-school teachers and college-level instructors of probability and statistics courses. The workshop is aimed at statistics educators and applied statisticians.
ISI	Statistics and Policy: Missing Dimensions of Poverty	16 August	Policy makers and representatives of statistical institutes.

In addition to the aforementioned, the African Development Bank (AfDB), in collaboration with a number of partners, will be presenting four training workshops as part of their activities to enhance the Statistical Capacity Building Program and to boost the participation of African Statisticians at the ISI 2009 meeting. The AfDB will fund four participants from each NSO in Africa which includes specifically i) the Head of the NSO; ii) the Head of National Accounts; iii) the Head of Price Statistics; and iv) the Head of Labour Statistics. These are closed sessions and the AfDB has been in contact with NSOs in this regard.

Dates	Topic
12 - 13 August	CPI Compilation
12 - 13 August	Implementing the SNA-2008: Issues Related to GDP breakdown
13 - 15 August	Labour Statistics in the Context of Population Censuses
14 - 15 August	Data Quality, Validation and Processing in the Context of the International Comparison Program for Africa

Funding

A number of funding opportunities have been created for women, African delegates and young statisticians to attend ISI 2009. The process of informing successful applicants is underway and in excess of one hundred delegates from developing and in some cases developed countries will be funded to attend ISI 2009 as well as some of the short courses preceding the conference.

ISI Information Bulletins

The first Information Bulletin is available on the ISI website in English and French. This useful resource contains important information on the registration process, the scientific & social programmes, accommodation and tours. The second bulletin with more up to date information will be available on the website at the end of June.

For more information please visit the ISI 2009 website on: www.statssa.gov.za/isi2009 or contact us via email at address: ISI2009info@statssa.gov.za



IV. INTERNATIONAL STATISTICAL INSTITUTE - INSTITUT INTERNATIONAL DE LA STATISTIQUE

ISI Satellite Meeting on Agricultural Statistics Maputo,
Mozambique 13-14 August 2009

Fred Vogel, World Bank

Overview

The purpose of the Satellite Conference is to build on the work initiated by the United Nations Statistical Commission (UNSC) to create and implement a Global Strategy to Improve Agricultural Statistics. The meeting will include experts from National Statistical Offices, Ministries of Agriculture, and international organizations to discuss the draft report on the Global Strategy and agree upon the major elements to be included in the final report to the UNSC for approval at its next meeting in February 2010.

The Satellite Meeting on Agricultural Statistics will take place August 13-14 at the Joaquim Chissano International Conference Centre in Maputo, Mozambique back-to-back with the conference of the International Statistical Institute in Durban, S. Africa August 16-22, 2009. The meeting is hosted by the Statistical Office of Mozambique and organized by the Food and Agricultural Organization of the United Nations in cooperation with the African Development Bank, the World Bank, the Statistical Office of the European Communities, and the US Department of Agriculture. More information about the conference, the agenda, and registration information can be found at: www.statssa.gov.za/isi2009/satellitemeetings.

The Global Strategy

There has been a growing realization that both the quantity and quality of agricultural statistics has declined to the point that even the minimum requirements for basic production data are not being met in many parts of the world. This has happened at the same time that emerging issues such as global warming and the environment demand more information.

The Global Strategy to be discussed contains some key elements that will fundamentally change the face of agricultural statistics. It starts with the concept that countries will agree upon furnishing a **core set of minimum data** that cuts across all of the requirements for information. The core set will provide national and international policy makers necessary information about issues that go beyond national boundaries. The core set of data includes statistics about basic production, land and water use, the incidence of poverty, and to monitor changes taking place in the environment and climate caused by agriculture.

These issues are not independent; therefore, there is an overlap in the data requirements. These overlapping data requirements point to the need to **integrate agriculture** into the national statistical system. This integration will be achieved by the implementation of three methodologies starting with development of a **"Master Sampling Frame" for agriculture**. The Master Sampling Frame will be the basis for an **integrated survey framework** to provide consistent data across countries over time and provide a linkage between the production and economic activities of both the household and its associated agricultural holding. The concept of a master sampling frame will be extended to include a **master data base** to include all official statistics regarding agriculture.

The integration of agriculture into the national statistical system and the introduction of the master frame, integrated survey framework and master data base will challenge countries to determine a governance structure that brings together the national statistical office and other organizations such as the ministries of agriculture to jointly implement the new methodology. The Global Strategy only provides the guiding principles and leaves it to each country to assess their situation and take the strategy forward.

The international organizations have a stake in the Global Strategy because they will have to agree to accept the concept of "core". The Global Strategy will also provide a more focused approach to improving statistical capacity for agriculture because it will be done within the context of the national statistical system.



The Satellite Conference is open to anyone wishing to attend; participants are also welcome to contribute a paper for discussion purposes, but not for presentation.



V. NEWS AND EVENTS - INFORMATIONS ET ÉVÉNEMENTS

Ms. Kinnon Scott of World Bank visits the African Centre for Statistics

Ms. Kinnon Scott, Senior Economist (Poverty), Development Research Group of the World Bank (picture below) visited the African Centre for Statistics and gave a Seminar on Living Standard Measurement Study- Integrated Surveys on Agriculture (LSMS-ISA), a new multi-country initiative funded by the Bill & Melinda Gates Foundation to improve household level data on agriculture in sub-Saharan Africa. Under this project, the World Bank will support governments



in seven African countries to generate household panel data with a strong focus on agriculture and modeled on the integrated household survey design of the Living Standard Measurement Study.

In addition to the goal of producing policy-relevant agricultural data, the project emphasizes the design and validation of innovative survey methods, the use of technology for improving survey data quality, and the development of analytical tools to facilitate the use and analysis of the data collected.



Errata

In the African Statistical Newsletter - Volume 3, Issue 1 of March 2009, on Page 12 - we put a wrong picture under the Speech of His Excellency Engineer Paulo Kassoma, the Prime Minister of Angola. Below is the actual picture of His Excellency the Prime Minister. We sincerely apologize for the mix up of pictures.



V. NEWS AND EVENTS - INFORMATIONS ET ÉVÉNEMENTS



Employment Opportunities at the African Centre for Statistics Opportunités d'emploi au Centre Africain pour la Statistique

With the recent increase in the number of professional posts at the African Centre for Statistics, the process of recruitment of experts has started in the following areas:

- Head of Section, Demographic and Social Statistics
- Head of Section, Economic Statistics
- Statistical Data Management
- Gender and Social Statistics
- Environment Statistics
- Statistical Methods and Modelling

The posts are to be advertised in the UN central vacancy announcement website (<http://jobs.un.org>). Also to be advertised is the post of the Director of the African Centre for Statistics.

We would like to encourage eligible candidates to apply for these posts.

Avec la récente augmentation du nombre de postes de professionnels au Centre Africain pour la Statistique, le processus de recrutement des experts a commencé dans les domaines suivants:

- Chef de Section, Démographie et Statistiques sociales
- Chef de Section, Statistiques économiques
- Gestion statistique des données
- Genre et statistiques sociales
- Statistiques de l'environnement
- Méthodes statistiques et modelling

Les postes seront publiés dans site web des Nations Unies (<http://jobs.un.org>). Aussi il sera prochainement publié le poste de Directeur du Centre Africain pour la Statistique. Nous voudrions encourager les candidats éligibles à poser leur candidature pour ces postes.



V. NEWS AND EVENTS - INFORMATIONS ET ÉVÉNEMENTS

African Statistical Journal

Journal statistique africain

How Demography Matters for Measuring Development Progress
in Africa?

Integrating Qualitative Dimensions of Poverty into the third Uganda
National Household Survey

Have Africa's Statistical Voice Heard: How to Prepare Africa's
Contribution to International Statistical Conferences, Meetings and
Working Groups

The African Charter on Statistics


La Charte Africaine de la Statistique


The Use of Hand-Held Computers for the Collection of CPI Price Data


Processing Open-Ended Response Items: An Application using SAS

Volume 8 - May / Mai 2009
African Development Bank Group
Group de la Banque africaine de développement

V. NEWS AND EVENTS - INFORMATIONS ET ÉVÉNEMENTS


 Commission économique des nations unies pour l'Afrique
Centre africain pour la statistique

 La banque africaine de développement


 inVent
Internet-based Vital Registration
and Event Registry system


Atelier régional sur les systèmes d'enregistrement des faits d'état civil et des statistiques de vie en Afrique


Dar es Salaam, Tanzanie
29 juin – 3 juillet 2009



Vers de Nouvelles Initiatives et Approches


 United Nations Economic Commission for Africa
African Centre for Statistics

 African Development Bank

 inVent
Internet-based Vital Registration
and Event Registry system

Regional Workshop on Civil Registration and Vital Statistics Systems in Africa

Dar es Salaam, Tanzania
29 June – 3 July 2009



Towards New Initiatives and Approches

V. NEWS AND EVENTS - INFORMATIONS ET ÉVÉNEMENTS

More Information about the Workshop on Civil Registration and Vital Statistics Systems in Africa

Background

Civil Registration System is the conventional source of continuous flow of vital statistics, particularly on births and deaths. Demographers and statisticians use this valuable source of information to obtain accurate and timely demographic and health measures (indicators), to study social and population changes, and to conduct trend analyses. Vital statistics (VS) is the technical arm for Civil Registration and is used to evaluate the registration system and study the extent of the coverage and data accuracy. Vital Statistics obtained from registration records are profoundly different from other sources of population statistics, such as censuses and national sample surveys. Unlike these sources, which provide statistics that describe the state of the population at a particular point in time, VS provide accurate measures of vital events and population change on a continuous and over varying periods of time. Generally, when vital statistics are complete and accurate, vital rates, such as infant mortality rate, child mortality rate, and maternal mortality rate (MDG indicators), and causes of death data are also timely, accurate and reliable.

The overall coverage of vital events in Africa is low. With exception of few countries (Madagascar, Egypt, Libya, Tunisia, Republic of South Africa, Mauritius and Seychelles), vital information on death by cause, age, and sex from African countries is scanty, and the registration coverage of births and death is very low.

Objectives of the workshop

- a) to provide training to countries on the implementation of the United Nations guidelines and international standards on civil registration and vital statistics in terms of concepts, definitions, data collection methods and compilation;
- b) to assess the current status of the civil registration and vital statistics system in participating countries and identify gaps to be filled;
- c) To look into innovative and indigenous efforts and initiatives and create forum to share experiences among countries;
- d) to establish the African Network of Civil Registrars and Vital Statisticians - AfCRVNet, and
- e) to review national capacities to produce and provide national vital statistics to UNSD through the Demographic Yearbook questionnaire. A special emphasis of the workshop is placed on assessing the functioning and efficiency of the exchange of information between data sources (civil registration) and producers (national statistical authorities) of vital statistics.

Participants of the workshop

- The workshop gathers all African countries with two (2) representatives per country representing the National Statistical Office and the Line Ministry (Home Affairs, Interior or Justice) or Agency in charge of Civil Registration and Vital Statistics System in the country.
- The workshop will be attended by the Statistical Training Centers in the Africa: ENSAE (Dakar-Senegal), ENSEA (Abidjan-Côte d'Ivoire), ISSEA (Yaounde-Cameroon), IFORD (Yaounde-Cameroon), ISAE (Kampala-Uganda), University of Botswana (Gaborone-Botswana) and INSEA (Rabat-Morocco).
- The Regional Economic Communities attend the workshop: AFRISTAT, CEMAC, COMESA, ECOWAS and SADC.
- The workshop is reinforced by the following partners: AfDB, ACBF, AUC, UNSD, WHO, Health Metrics Network, Unicef, UNFPA and World Bank.

The workshop is jointly organized by African Centre for Statistics of UNECA, Statistics Department of AfDB, UN Statistics Division and InWent. It is hosted by the National Bureau of Statistics (NBS), United Republic of Tanzania.

Contact

Oumar Sarr (ECA)
OSARR@UNECA.ORG

Robert Ngong (AfDB)
r.ngong@afdb.org

J.M.Massawe (NBS, Tanzania)
jmassawe@nbs.go.tz

V. NEWS AND EVENTS - INFORMATIONS ET ÉVÉNEMENTS

Heads of National Statistical Offices in Africa

Country / Pays		Name
Algeria	M.	Mohammed Boumati
Angola	Ms.	Maria Ferreira dos Santos Oliveira
Benin	Mr.	Cosme Vodounou
Botswana	Ms.	Anna Majelantle
Burkina Faso	Mr.	OUATTARA Bamory
Burundi	M.	Nicolas Ndayishimiye
Cameroon	Mr.	Joseph Tedou
Cape Verde	M.	António de Reis Duarte
Central African Republic	M.	Mustapha Issen
Chad	M.	Ousmane Abdoulaye Haggar
Comoros	M.	M. Bastoine Msoma
Congo	M.	Samuel Ambapour Kosso
Côte d'Ivoire	Mr.	Mathieu Meleu
D.R. Congo	M.	Marcel Nyumbaiza Malungu
Djibouti	Mr.	Amareh Ali Said
Egypt	Mr.	Abou Baker M. El- Gendy
Equatorial Guinea	M.	Luis Ondo Obono
Eritrea	Mr.	Aynom Berhane
Ethiopia	Ms.	Samia Zekaria
Gabon	M.	Louis Martin Wora
Gambia, The	Mr.	Alies. S. N'dow
Ghana	Dr.	Grace Bediako
Guinea	M.	Oumar Diallo
Guinea-Bissau	M.	Carlos Mendes da Costa
Kenya	Mr.	Anthony K.M. Kilele
Lesotho	Ms.	Liengoane Mothoweso Lefosa
Liberia	Dr.	Edward Liberty
Libya	Mr.	Salem Abu-Aisha
Madagascar	M.	Rakotomalala Andriamampianina
Malawi	Mr.	Charles Machinjili
Mali	M.	Seydou Moussa Traoré
Mauritania	M.	Baba Ould Boumeiss
Mauritius	Mr.	Harish Bundhoo
Morocco	Mr.	Mohammed Taamouti
Mozambique	Mr.	Joao Dias Loureiro

Country / Pays		Name
Namibia	Mr.	Fanuel Hangula
Niger	M.	Abdoullahi Beidou
Nigeria	Dr.	Vincent O. Akinyosoye
Rwanda		
Sao Tomé and Príncipe	M.	Albano Germano de Deus
Senegal	M.	M. Babakar Fall
Seychelles	Mr.	Jude Padayachy
Sierra Leone	Mr.	Joseph A. Lawrence Kamara
Somalia	Mr.	Nur A. Weheliye
South Africa	Mr.	Pali Jobo Lehohla
Sudan	Dr.	Yassin Abdin
Swaziland	Ms.	Isabella Hlophe
Tanzania	Ms.	Albina Chuwa
Togo	M.	Kokou Yao N'guissan
Tunisia	M.	Khalifa Ben Fekih
Uganda	Mr.	J.B. Male-Mukasa
Zambia	Ms.	Efrida Chulu
Zimbabwe	Mr.	Moffat Nyoni



Request:

ACS will appreciate it if it can be kept updated about changes in the leadership of NSOs.

V. NEWS AND EVENTS - INFORMATIONS ET ÉVÉNEMENTS

National Statistical Associations in Africa

Country	Association		Name	
Burkina Faso	Association des Statisticiens et Démographes du Burkina Faso	M.	Some Nibene Habib	President
Cameroon	Association des Statisticiens du Cameroun	Mr.	Isaac Njiemoun	Contact person
Congo	Association des Statisticiens	Mr.	Bolide Ntumba	Contact person
Equatorial Guinea	Association des statisticiens		Angeles Ngongolo	Contact person
Ethiopia	Ethiopian Statistical Association	Dr.	Emmanuel G. Yohannes	President
Gabon	Association des Statisticiens du Gabon	Mr.	Jean Nestor Nguema	Contact person
Ghana	Ghana Statistical Association	Mr.	Nicholas Nsoah-Nuamah	Contact person
Kenya	Kenya Statistical Society	Dr.	Leo Odongo	Chairman
Madagascar	Association Malgache des Ingénieur Statisticiens	Mr.	Eric Rakto-manana	Contact person
Malawi	Statistical Association	Dr.	Lawrence Kazembe	Contact person
Mali	Association de Malienne Statistique	M.	Aboumediane Toure	Contact person
Mauritania	Association des Statisticiens de Mauritanie	M.	Cissoko Mamadou	President
Niger	Association des Statisticiens et Démographes du Niger	Mr.	Alichina Idrissa Kourguéni	President
Rwanda	Association Rwandaise des Statisticiens	Mr.	Nzayisenga Canisius	President
Senegal	Association Sénégalaise pour la Statistique	Mr.	Amadou Talla Gueye	President
South Africa	South African Statistical Association	Dr.	Khangelani Zuma	President
Tanzania	Tanzania Statistical Association	Mr.	Peter C.T. Mayeye	Contact person
Togo	Association des Statisticien et Démographes	Mr.	Kponton Anani Théodore	Président
Tunisia	Tunisian Association of Statistics and its Applications	Mr.	Malika Charrad	Contact person
Uganda	Uganda Statistical Society	Mr.	Owino Abraham Yeyo	President



Request:

ACS will appreciate it if it can be kept updated about changes in the leadership of National Statistical Associations and Statistical Training Centres.

Statistical Training Centres in Africa

Centre	Location	Contact
Eastern Africa Statistical Training Centre	Dar es Salaam, Tanzania	Mr. Michael Sindato
Ecole Nationale de la Statistique et de l'Analyse Economique	Dakar, Senegal	Mr. Bocar Toure
Ecole nationale de statistique et d'économie appliquée	Rabat, Morocco	Mr. Abdelaziz El Ghazali
Institut de Formation et de Recherche Démographiques	Yaoundé, Cameroon	Mr. Augusto Roku Mesani
Institut national de statistique et d'économie appliquée	Abidjan, Côte d'Ivoire	Mr. Koffi Nguessan
Institut supérieur de statistique et d'économie appliquée	Yaoundé, Cameroon	Mr. Akoto Eliwo Mandjale
Regional Institute for Population Studies	Legon, Ghana	Mr. Stephan Owusu Kwankya
Institute of Statistics and Applied Economics	Kampala, Uganda	Mr. Jonathan Ochocho Odwee



Statistics Units in Regional Economic Communities (RECs)

Centre	Location	Contact person
Common Market for Eastern & Southern Africa (COMESA)	Zambia, Lusaka	Mr. Anthony Walakira
Community of Sahel-Saharan States (CEN-SAD)	Tripolli, Libya	
East African Community (EAC)	Arusha, Tanzania	Mr. Robert Maate
Economic Community of Central African States (ECCAS)	Libreville, Gabon	Mr. Louis Sylvain Goma
Economic Community of West African States (ECOWAS)	Nigeria, Abuja	Mr. Mahamadou Yahaya
Intergovernmental Authority for Development (IGAD)	Djibouti, Djibouti	
Southern African Development Community (SADC)	Gaborone, Botswana	Mr. Ackim Teudulo Jere
Union du Maghreb Arabe (UMA)	Morocco, Rabat	Mr. Habib Boulares



V. NEWS AND EVENTS - INFORMATIONS ET ÉVÉNEMENTS

Upcoming Events (June 1 - September 30 2009)

Date	Event	Organisers	Location
June TBD	16th meeting of SADC Statistics Committee for Heads of Statistics	SADC	TBD
4-5 June	PARIS21 Steering Committee	PARIS21	Paris, France
22-25 June	Workshop to disseminate tools and methodologies developed by ECA for the collection, and analysis of gender-disaggregated data, for English speaking countries	ECA	Douala, Cameroon
29 June - 2 July	Workshop to disseminate tools and methodologies developed by ECA for the collection, and analysis of gender-disaggregated data, English speaking countries	ECA	Lusaka, Zambia
29 June - 3 July	Workshop on Civil Registration and Vital Statistics Systems in Africa	ECA, AfDB, UNSD and In-Went	Dar es Salaam, Tanzania
31 July - 2 August	Séminaire atelier en planification stratégique et gestion axée sur les résultats	AFRISTAT	Bamako, Mali
12-15 August	Data Quality, Validation and Processing in the context of the International Comparison Programme for Africa	AfDB	Durban, South Africa
12-15 August	New Developments in the Measurement of Economic Characteristics using Population Censuses	AfDB and ILO	Durban, South Africa
12-15 August	National Accounts: Implementing the SNA-2008 in Africa: Conceptual and Practical Challenges and Issues related to ICP requirements	AfDB	Durban, South Africa
13-14 August	ISI Satellite Meeting on Agricultural and Rural Statistics	AfDB, FAO, World Bank and EUROSTAT	Maputo, Mozambique
16-22 August	the 57th Session of the International Statistical Institute (ISI 2009)	ISI and Statistics South Africa	Durban, South Africa
23 August	Expert Group Meeting on Census Data Processing	ECA and Statistics South Africa	Pretoria
9-11 September	Committee for the Coordination of Statistical Activities (CCSA)	UNSD	Bangkok, Thailand
21-25 September	Séminaire sur les comptes nationaux	AFRISTAT	Bamako, Mali

Other Events

Date	Event	Organisers	Location
16-18 November 2009	PARIS21 Consortium meeting	PARIS21	Dakar, Senegal
16-21 November 2009	5th Africa Symposium on Statistical Development (ASSD)	ECA, South Africa and Senegal	Dakar, Senegal
18 November 2009	African Statistics Day	African NSOs	All African Countries



V. NEWS AND EVENTS - INFORMATIONS ET ÉVÉNEMENTS

African Statistical Newsletter Editorial Policy

The Newsletter: The African Statistical newsletter aims to supplement the efforts of the African Statistical Journal to provide a platform for sharing knowledge and information about statistical methodologies and their application to solve practical problems in Africa. It covers all activities and news deemed to be of interest to the African statistical community, ranging from statistical advocacy to institutional development including capacity building and technical assistance, to specific statistical activities like censuses and surveys.

Target Clientele: The Newsletter is intended for the statistical community, across the whole of Africa as well as development practitioners with an interest in Africa's development.

Frequency: The African Statistical Newsletter is a quarterly periodical published four times a year. Issues are generally released within two weeks after the last day of the quarter. Material should be submitted to African Centre for Statistics email (statistics@uneca.org) by 15th day of the last month for publication in that quarter's newsletter.

Source of Articles and Photos: The articles and photographs published are written and submitted by experts practicing statistics in Africa and the rest of the world who are interested in statistical development in Africa. All articles must comply with the standards and technical publishing requirements. Generally, articles should not exceed 4 pages and should be of general interest to the statistical community. The editorial board carries out minor editing of the articles and reserves the right to determine the content of the newsletter.

Language: The Newsletter is bi-lingual –English and French. Articles are published in the language in which they are submitted. If an article is deemed to be of especial interest across the continent, we aim to publish it in both languages of the Newsletter.

Accessibility: The African Statistical Newsletter is posted on the Internet and is also published in hardcopies for limited distribution. An electronic version in PDF format is also emailed to all contacts maintained by the African Centre for Statistics - to be added to this database send your contact details to statistics@uneca.org.

Subscription: The African Statistical Newsletter can be accessed free of charge.

Disclaimer: This Newsletter is not an official document of the United Nations, nor does it express the official position of the United Nations.

Citation: The editorial board welcomes the further distribution of any material from the newsletter on condition that this is cited as follows: This is reproduced from the African Statistics Newsletter (add issue date and number) <http://www.uneca.org/statistics/statnews>

